

eINFLATABLES

Designed To Ignite Rentals!



**2020
Catalog**

The Quality You Expect @ New Lower Prices!

800-569-0719

www.eInflatables.com

About Us

Located in sunny Southern California, eInflatables is one of the largest manufacturers of inflatables in the US. We offer the highest quality, largest selection, and most exciting inflatable play structures in the industry. Since 1993 Inflatables has been our passion and it is our mission to ensure our customer's business is successful, we pride ourselves on integrity, creativity, and a commitment to safety. Every one of the more than 350 inflatables we sell is designed to help you improve your business.

Reasons to buy from us

Industry leader - For more than 25 years, eInflatables has been producing the highest quality, inflatable play structures in the industry, and that is why we have the most loyal customers in the industry. We were founded on a belief in integrity, and that tradition continues to guide us today.

Quality – In our advanced manufacturing process, everything we produce is designed using CAD for exact measurements and created on our digitally automated cutting tables, featuring double stitching and double-reinforced seams. We take pride in every unit that comes off our tables! Our products feature: fire retardant / lead-free, / commercial-grade coated vinyl, Military-spec nylon baffles, Heavy-duty industrial thread, Two to four rows of stitching on every single seam, 5 rows of stitching per inch, double reinforcement strips on both sides, Patented locking entry door on all bouncers, and oversized structural supports. Nobody even comes close to eInflatables' quality.

Innovation – eInflatables' cutting-edge products are fun to use and easy to rent. They create excitement and drama at any event. Our emphasis on innovating and creating cutting-edge designs with safety first in mind.

Selection – Every one of the more than 350 inflatables we sell are designed to help you improve your business. We are creating new products weekly and have a full staff in-house to create and manufacture custom designs that will wow your customers.

Customization – If you have something in mind, we will work with you to create an inflatable that suits your needs. Staying ahead of the competition means thinking outside the box, and we're ready to collaborate with you to help your business stand out. Additionally, custom colors on most of our products are available at a nominal fee.

Safety – When you work with eInflatables, you get the safest inflatables in the industry. Features like our Non-Slip vinyl used on Wet N' Dry models, "No-jump" safety screens on slides, and front facing entries and exits not only demonstrate our commitment to safety, but also set us apart from the competition.

Reliability – Our innovative design approach has reduced the weight of our inflatables and provides double to triple the life span of cheap competitive inflatables. Our inflatables offer the most value, generating more income for you over time. Every inflatable we sell comes with a full 2-year warranty and we're the only manufacturer that pays freight both ways for warranty repairs.

Support - We promise customer service that exceeds your expectations – before and after the sale. A great company is built on a great team, and ours includes some of the top consultants in the business.

Give us a call today and we'll show you how to get started! (800) 569-0719

QR CODE Instructions

Look for these symbols called QR codes. Use a "QR code reader App" on your Smart phone to instantly view a product video. Many free QR code reader Apps are available, download one now from you phone's App store to try it.



Quick Reference Guide



Page 28



Page 32



Page 6



Page 39



Page 43



Page 22



Page 30



Page 11



Page 8



Page 23



Page 20



Page 17

Quick Reference Guide



Page 44



Page 49



Page 52



Page 63



Page 64



Page 61



Page 69



Page 72



Page 53



Page 56



Page 72



Page 60


Quick Reference Guide



Page 58



Page 59




Page 55



Page 73



Page 74



Page 78



Page 79



Page 78



Page 79



Page 59



Page 77



Page 81

WATER SLIDES

BERMUDA BLAST™ RUN N' SPLASH COMBOS

AVAILABLE IN 4 SIZES: 22' #979 27' #968 36' #994 42' #1303

Can be used as a dry slide



**42 FOOT
BLUE CRUSH
COMBO**

115 FEET LONG!

42 FEET TALL



818 42' BLUE CRUSH
RUN N' SPLASH COMBO
115' L X 40' W X 42' H

819 42' BLUE CRUSH
RUN N SLIDE COMBO
125' L X 40' W X 42' H

DUAL LANE POOL

#979 (60'(L) x 13'(W) x 22'(H) - 405lb.) #968 (65'(L) x 20'(W) x 27'(H) - 959lb.)
#994 (95'(L) x 32'(W) x 36'(H) - 1445lb.) #1303 (115'(L) x 40'(W) x 42'(H) - 1940lb.)

WATER SLIDES

18' WILD RAPIDS FIRE WITH LANDING

#756

Fits in
Most
Back Yards!



#823

18' MONSTER WAVE FIRE WITH LANDING

Two of our most popular slides are now available in the stunning FIRE theme; experience the thrill of riding the rapids or a killer wave. Riders shoot down individual sliding lanes where they encounter the thrill of a bump in the rapids before they scream around the curve and make a soft splash landing. These beautiful Water Slides will blow your competition away! These units will fit in almost any front or backyard, but are still big enough for your larger events.

18' WILD RAPIDS FIRE WITH POOL

#755



#822

18' MONSTER WAVE FIRE WITH POOL

WATER SLIDES

18' WILD RAPIDSTM WITH POOL

Our Wild Rapids and Monster Wave Water Slides were the World's First dual-lane curved water slides; experience the thrill of riding the rapids or a killer wave. Riders shoot down individual sliding lanes where they encounter the thrill of a bump in the rapids before they scream around the curve and make a soft splash landing.



#545

Weighs only 375 pounds

18' MONSTER WAVETM WITH POOL

#549

These beautiful Water Slides will blow your competition away! These units will fit in almost any front or backyard, but are still big enough for your larger events.

Fits in
Most
Back Yards!



28' LONG SLIDING LANES



WATER SLIDES

18' WILD RAPIDS™ WITH LANDING

Our Wild Rapids and Monster Wave Water Slides were the World's First dual-lane curved water slides; experience the thrill of riding the rapids or a killer wave. Riders shoot down individual sliding lanes where they encounter the thrill of a bump in the rapids before they scream around the curve and make a soft landing.



#645



Exclusive Drainage System



Weighs only 380 pounds

18' MONSTER WAVE™ WITH LANDING

These Water Slides will make you mega bucks! These units will fit in almost any front or backyard, but are still big enough for your larger events.

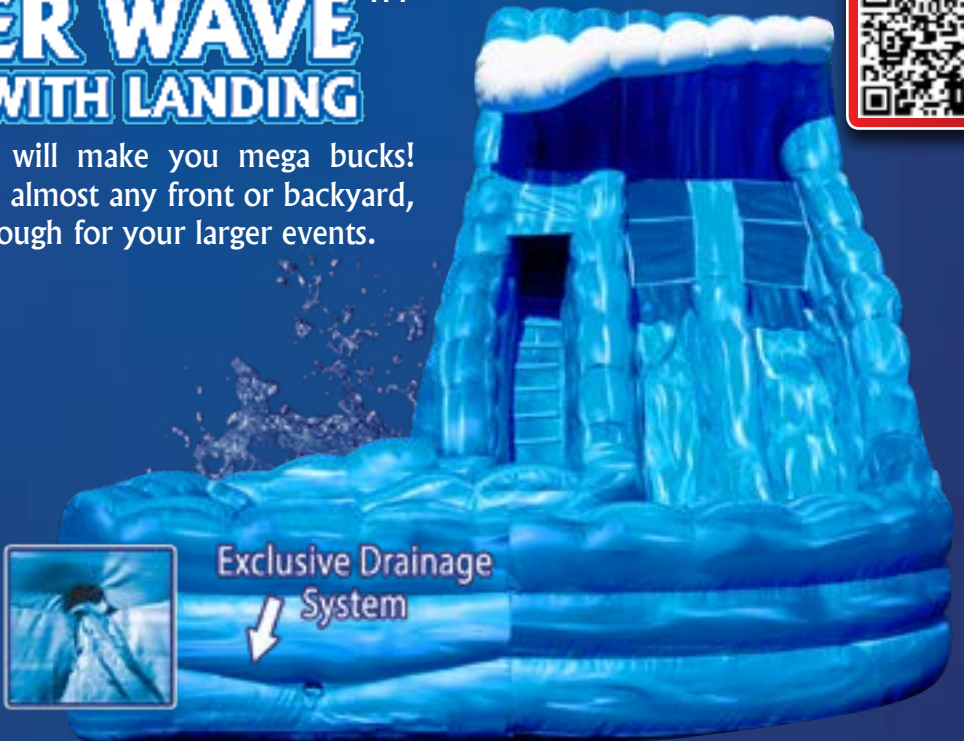
#649



Fits in Most Back Yards!



Exclusive Drainage System



SCAN QR TO WATCH VIDEO



WATER SLIDES

22' WILD RAPIDS™ WITH POOL OR LANDING

#242

These 22' Wild Rapids and Monster Wave slides have our exclusive non-slip vinyl on the entrance ramp. Not only are they taller than the 18 footers they have a steeper sliding angle which makes them faster. These units will quickly become one of your top renters. Buy yours today!

Beautiful
Rock Vinyl!

#240

DUAL LANE POOL




22' MONSTER WAVE™ WITH POOL OR LANDING

#241

Beautiful Blue
Water Vinyl!

#243



WATER SLIDES

21' FIRE ISLAND™ WITH POOL OR LANDING

#960

#961

ONE PIECE UNIT

31'L x 13' W x 21'H

35'L x 13' W x 21'H



In the tradition of our immensely popular Fire N' Ice we're proud to introduce our Fire Island. Fire Island is a one-piece two story water slide spectacular. Climb the ladder and pick from sliding down the 8' high platform straight slide or climb higher and plummet down the 13' high platform with a cascading drop and a 90 degree turn into the pool. This thrill slide will have your customers coming back to rent it time and time again. Be the first to visit the Island and buy yours today! Also available with landing for those of you who do not want to deal with a pool full of water.



18' SPLISH SPLASH™ WITH POOL OR LANDING

#975

#976

ONE PIECE UNIT

27'L x 12' W x 18'H

Splish Splash into our one-piece single lane water slide with its 180 degree turn that's sure to give the kids a thrill. This unit will fit in all backyards and gives you a unit that's easy to set up and take down. Be the leader in your area and buy one today. Available with landing for those of you who do not want to deal with a pool full of water.

Ships with required blower(s), misting system, stakes & repair kit.

WATER SLIDES

Our Blue Crush 27' & 22' 2 Lane Run 'N' Splash Combos feature a radical sliding angle that's sure to get the adrenaline pumping as riders scream down the massive slides. At the bottom, riders enjoy 26' of additional sliding fun before landing in the splash down pool. These combo water slides will blow your mind!

The Blue Crush 22' 2 Lane Run 'N' Slide Combo is an alternative for those of you who prefer a landing instead of a pool. Riders come to a stop on a landing mattress instead. Same great ride! Same great thrills!

These units are perfect for schools, churches, summer camps and more. Teenagers will love these rides!



27' BLUE CRUSH - 2 LANE RUN 'N' SPLASH COMBO™
#701

DUAL LANE POOL

Combo Slide Includes:

- 27' Dual-lane dry slide #696
- 35' Run N' Splash 2-lane slide #695

These can be purchased separately and rented independently to meet your needs.



22' BLUE CRUSH - 2 LANE RUN 'N' SPLASH COMBO™
#700

DUAL LANE POOL

Combo Slide Includes:

- 22' Dual-lane dry slide #693
- 35' Run N' Splash 2-lane slide #695

These can be purchased separately and rented independently to meet your needs.



22' BLUE CRUSH - 2 LANE RUN 'N' SLIDE COMBO™
#702

DUAL LANE LANDING

Combo Slide Includes:

- 22' Dual-lane dry slide #693
- 35' Run N' Slide 2-lane slide #694

These can be purchased separately and rented independently to meet your needs.

Slides ship with: required blower(s), (#701,#700), misting system, stakes, & repair kit.

Dimensions: #701 [65'(L) x 20' (W) x 27' (H) – 560+245 lb] #700 [60'(L) x 13' (W) x 22' (H) – 405+245 lb]

#702 [56'(L) x 13' (W) x 22' (H) – 405+228 lb]

WATER SLIDES

36' BLUE CRUSH TWIST WITH TWIST POOL OR TWIST LANDING

#830

#831

Our 36' Blue Crush with Twist Pool (pictured) or with Twist Landing is available in a variety of sizes and styles that's sure to excite the kids and adults alike. It's available in 27', 32', 36' and 42'. Choose from the Blue Crush, Roaring River, Rock Arches, or Tropical styles with the Twist Pool or Landing. Disconnect the Splash Pool or Landing and use it as a dry slide. Be the first in your neighborhood to have this Moneymaker.



Twist Pool

70'L x 42'W x 36'H

Weight 995lbs. / 450lbs. (3 blower(s))

36' BLUE CRUSH - 2 LANE RUN 'N' SPLASH COMBO™

#735

Combo Slide Includes:

- 36' Dual-lane dry slide #697
- Run N' Splash 2-lane slide #795
- These can be rented independently to meet your needs.

Also Available in: Rock Arches (#737),
Roaring River (#736), & Tropical (#738)



DUAL LANE POOL



32' BLUE CRUSH - 2 LANE RUN 'N' SPLASH COMBO™

#705

Combo Slide Includes:

- 32' Dual-lane dry slide #790
- Run N' Slide 2-lane slide #795
- These can be rented independently to meet your needs.

Also Available in: Rock Arches (#707),
Roaring River (#706), & Tropical (#708)



DUAL LANE POOL

WATER SLIDES

Our Roaring River 27' & 22' 2 Lane Run 'N' Splash Rock Arches Combos feature a radical sliding angle that's sure to get the adrenaline pumping as riders scream down the massive slides. At the bottom, riders enjoy 26' of additional sliding fun before landing in the splash down pool. These combo water slides will blow your mind!

The Roaring River 22' 2 Lane Run 'N' Slide Rock Arches Combo is an alternative for those of you who prefer a landing instead of a pool. Riders come to a stop on a landing mattress instead. Same great ride! Same great thrills!

These units are perfect for schools, churches, summer camps and more. Teenagers will love these rides!



27' ROCK ARCHES - 2 LANE RUN 'N' SPLASH COMBO™ #657

Combo Slide Includes:

- 27' Dual-lane dry slide #315
- 35' Run N' Splash 2-lane slide #621

These can be purchased separately and rented independently to meet your needs.



22' ROCK ARCHES - 2 LANE RUN 'N' SPLASH COMBO™ #643

Combo Slide Includes:

- 22' Dual-lane dry slide #628
- 35' Run N' Splash 2-lane slide #621

These can be purchased separately and rented independently to meet your needs.



22' ROCK ARCHES - 2 LANE RUN 'N' SLIDE COMBO™ #642

Combo Slide Includes:

- 22' Dual-lane dry slide #628)
- 31' Run N' Slide 2-lane slide #620

These can be purchased separately and rented independently to meet your needs.

Slides ship with: required blower(s), (#626,#650), misting system, stakes, & repair kit.

Dimensions: #701 [65'(L) x 20' (W) x 27' (H) – 560+245 lb] #700 [60'(L) x 13' (W) x 22' (H) – 405+245 lb]

#702 [56'(L) x 13' (W) x 22' (H) – 405+228 lb]

WATER SLIDES

Our Roaring River 27' & 22' 2 Lane Run 'N' Splash Combos feature a radical sliding angle that's sure to get the adrenaline pumping as riders scream down the massive slides. At the bottom, riders enjoy 26' of additional sliding fun before landing in the splash down pool. These combo water slides will blow your mind!

The Roaring River 22' 2 Lane Run 'N' Slide Combo is an alternative for those of you who prefer a landing instead of a pool. Riders come to a stop on a landing mattress instead. Same great ride! Same great thrills!

These units are perfect for schools, churches, summer camps and more. Teenagers will love these rides!

27' ROARING RIVER - 2 LANE RUN 'N' SPLASH COMBO™ #655



Combo Slide Includes:

- 27' Dual-lane dry slide #315
- 35' Run N' Splash 2-lane slide #618

These can be purchased separately and rented independently to meet your needs.

22' ROARING RIVER - 2 LANE RUN 'N' SPLASH COMBO™ #637



Combo Slide Includes:

- 22' Dual-lane dry slide #628
- 35' Run N' Splash 2-lane slide #618

These can be purchased separately and rented independently to meet your needs.

22' ROARING RIVER - 2 LANE RUN 'N' SLIDE COMBO™ #636



Combo Slide Includes:

- 22' Dual-lane dry slide #628
- 31' Run N' Slide 2-lane slide #615

These can be purchased separately and rented independently to meet your needs.

Slides ship with: required blower(s), (#655,#637), misting system, stakes, & repair kit.
Dimensions: #655 [65'(L) x 20' (W) x 27' (H) – 560+245 lb] #637 [60'(L) x 13' (W) x 22' (H) – 405+245 lb]
#636 [56'(L) x 13' (W) x 22' (H) – 405+228 lb]

WATER SLIDES



Our Tropical 27' & 22' 2 Lane Run 'N' Splash Combos feature a radical sliding angle that's sure to get the adrenaline pumping as riders scream down the massive slides. At the bottom, riders enjoy 26' of additional sliding fun before landing in the splash down pool. These combo water slides will blow your mind!

The Tropical 22' 2 Lane Run 'N' Slide Combo is an alternative for those of you who prefer a landing instead of a pool. Riders come to a stop on a landing mattress instead. Same great ride! Same great thrills!

These units are perfect for schools, churches, summer camps and more. Teenagers will love these rides!



27' TROPICAL - 2 LANE RUN 'N' SPLASH COMBO™ #650

Combo Slide Includes:

- 27' Dual-lane dry slide #314
- 35' Run N' Splash 2-lane slide #619

These can be purchased separately and rented independently to meet your needs.



22' TROPICAL - 2 LANE RUN 'N' SPLASH COMBO™ #626

Combo Slide Includes:

- 22' Dual-lane dry slide #625
- 35' Run N' Splash 2-lane slide #619

These can be purchased separately and rented independently to meet your needs.



22' TROPICAL - 2 LANE RUN 'N' SLIDE COMBO™ #627

Combo Slide Includes:

- 22' Dual-lane dry slide #625
- 31' Run N' Slide 2-lane slide #616

These can be purchased separately and rented independently to meet your needs.

Slides ship with: required blower(s), (#655,#637), misting system, stakes, & repair kit.
Dimensions: #650 [65'(L) x 20' (W) x 27' (H) – 560+245 lb] #626 [60'(L) x 13' (W) x 22' (H) – 405+245 lb]
#627 [56'(L) x 13' (W) x 22' (H) – 405+228 lb]

WATER SLIDES

WAVE RUNNER 2 LANE #533



RUN 'N' SLIDE 2 LANE #550



RUN 'N' SPLASH SINGLE LANE SLIDE #551



RUN 'N' SPLASH 2 LANE SLIDE #617



RUN 'N' SPLASH TROPICAL 2 LANE SLIDE #619

Our Run 'N' Splash Tropical 2 Lane Slide is a feast for the eyes. You won't find a more beautiful Run 'N' Splash anywhere. This unit is 35' feet of watery fun. Riders scream across their own separate lanes until landing in the attached 9' long pool. The unit can also be connected with our 27' & 22' Tropical dual-lane slides creating a breathtaking water ride.




Slides ship with: required blower(s), soaker hose, stakes, & repair kit.

Dimensions: #532 & #550 [31'(L) x 9' (W) x 9' (H) – 195 lb / 209 lb] #533 [34'(L) x 11' (W) x 8' (H) – 260 lb]
#551 [35'(L) x 8' (W) x 9' (H) – 175 lb] #617 [35'(L) x 9' (W) x 9' (H) – 222 lb]

WATER SLIDES

RUN 'N' SLIDE TROPICAL 2 LANE SLIDE #616



Our Run 'N' Slide Tropical 2 Lane Slide is 31' long. Dual lanes allow for twice the rider throughput. Water vinyl art on both sliding lanes giving the unit a custom look. The unit can also be connected with our 22' Tropical dual-lane slide creating an amazing water ride that stretches 55' long.

RUN 'N' SLIDE ROCK 2 LANE SLIDE #615

Our Run 'N' Slide Rock 2 Lane Slide is for those who want the very best. Custom Rock Vinyl adorns the outer walls and the sliding lanes are covered in our custom Water Vinyl. The unit can also be connected with our 22' Roaring River dual-lane slide creating an amazing water ride that stretches 55' long.



RUN 'N' SLIDE ROCK ARCHES 2 LANE SLIDE #620



Our Run 'N' Slide Rock Arches 2 Lane Slide is 31' of slippery fun. The unit can also be connected with our 22' Roaring River Rock Arches dual-lane slide creating an amazing water ride that stretches 55' long.

Custom rock vinyl and beautiful blue vinyl make it a customer favorite.

RUN 'N' SLIDE BLUE CRUSH 2 LANE SLIDE #694

Our Run 'N' Slide Blue Crush 2 Lane Slide adorned with beautiful Custom Water Vinyl is an awesome addition to our other Run 'N' Slides. Rush into the Blue Crush today!! The unit can also be connected with our 22' Blue Crush dual-lane slide creating an amazing water ride that stretches 55' long.




Slides ship with: required blower(s), soaker hose, stakes, & repair kit.
Dimensions: 31'(L) x 9' (W) x 10' (H) – 228 lb

WATER SLIDES

RUN 'N' SPLASH 2 LANE SLIDES

ROCK
#618



BERMUDA BLAST
#971



ROCK ARCHES

#621



BLUE CRUSH
#695




WATER SLIDES

27' HURRICANE WITH POOL OR LANDING

#825

#826

With its extreme height and 70' sliding lane, we've built our most intense inflatable ever. Start off by climbing the ladder to the top of this intimidating slide, take a seat and prepare to meet the eye of the storm. Push off and immediately propel into a 360° turn toward the straight away through the tunnel, making a 90° turn into the second tunnel and finally making yet another 90° turn before splashing into a pool or onto a landing mattress. What a rush! Get caught up in the storm and buy one today!



SCAN
QR TO
WATCH
VIDEO



Featuring
Beautiful
Rock Vinyl!

Hurricane ships with: required blower(s), misting systems, stakes, & repair kit.
Dimensions: : #825 [30'(L) x 30' (W) x 27' (H) – 675 lb] #826 [33'(L) x 30' (W) x 27' (H) – 725 lb]

WATER SLIDES

Our Big Dipper and Big Dipper Tropical are destined for Glory. Check out our innovative “Lookout Tower” at the top of the ladder that allows you to see all the people below before taking the plunge. Watch the kids cascade through 28’ of twists and turns before making a cool splash in a pool or onto a landing mattress. What a Trip!

DOUBLE DIPPER™ TROPICAL WITH POOLS

#743



DOUBLE DIPPER™ WITH POOLS

#742

DUAL POOLS



WITH LANDING

#747

DOUBLE DIPPER™ WITH LANDINGS

#746



DUAL LANDINGS

DOUBLE DIPPER™ WITH POOL OR LANDING

#740

#744



POOL



LANDING

BIG DIPPER TROPICAL™ WITH POOL OR LANDING

#741

#745



Double Dipper ships with: required blower(s), (#742,#743), misting systems, stakes, & repair kit.

Big Dipper ships with: required blower(s), (#740,#741), misting system, stakes, & repair kit.

Dimensions: #742 & #743 [30'(L) x 30' (W) x 18' (H) – 575 lb] #740 & #741 [30'(L) x 18' (W) x 18' (H) – 355 lb]

#746 & #747 [30'(L) x 30' (W) x 18' (H) – 595 lb] #744 & #745 [30'(L) x 18' (W) x 18' (H) – 365 lb]

WATER SLIDES



22' TWIN FALLS™ WITH POOLS OR LANDINGS

#977

#978

#977,998 26'(L) x 24'(W) x 22'(H)

Take the plunge into our Twin Falls one-piece dual lane water slide. Climb up the ladder in the middle choose to go right or left and scream down the 180 degree turn into the pool. Easy quick return to the ladder enables you to go up again and again. Also available with landings for those of you who do not want to deal with a pool full of water. Our small footprint makes this dual lane water slide perfect for both backyard parties and large events. Be the first in your area to buy one today!



16' DOLPHIN RIP 'N' DIP WITH POOL OR LANDING

#681

#683

Weights Only
355 lbs. With Pool
385 lbs. With Landing

#680 & 681 [34'(L) x 11'(W) x 16'(H)]

#682 & 683 [38'(L) x 11'(W) x 16'(H)]



16' RIP 'N' DIP™ WITH POOL OR LANDING

#680

#682



Our 16' Rip 'N' Dip and 16' Dolphin Rip 'N' Dip are a Tidal Wave of hills and thrills. Two humps built into each 24' sliding lane shoot you down the slide into a pool or onto a landing mattress. Dual sliding lanes allow the kids to race side by side. What a Trip! Be hip and buy the Rip 'N' Dip today!

Slides ship with: required blower(s), (#680,681), misting system, stakes, & repair kit.

WATER SLIDES

22' CORKSCREWS

Our 22' Corkscrew is an adrenalin pumping, heart pounding water slide. The Corkscrew is not your ordinary Water Slide! Your adventure begins by climbing up 17 steps to the top of the 22' Slide. Take a seat, catch your breath and prepare for the ride of your life. Push off onto the incredibly long 44' Sliding lane as it propels you through a 180° right turn before screaming into the tunnel and through another 90° left turn, before splashing into a pool or onto a landing mattress. Your phones will be ringing off the hook for this Big Money Maker. Buy one today! Better yet buy two.

CORKSCREW™

WITH POOL

#760

CORKSCREW™

WITH LANDING

#761

Featuring
Beautiful
Blue Marble
Vinyl!



SCAN
QR TO
WATCH
VIDEO



CORKSCREW FIRE™

WITH POOL

#762

CORKSCREW FIRE™

WITH LANDING

#763

Featuring
Beautiful
Fire Vinyl!



WATER SLIDES

25' MEGA SPLASH™



The 25' tall Mega Splash is our exciting water slide with 2 separate ladders, one on each side to give you twice the throughput. A large sliding lane down the middle adds to the slippery excitement and a full energy ride down the slope. The Mega Splash can be used wet or dry and comes with a pool or landing. Ships with: required blower(s), misting system, stakes game bag & repair kit. Dimensions with Pool: 56'L x 17'W x 25'H. Dimensions with Landing: 60'L x 17'W x 25'H. Weight: 575/195

WITH POOL OR LANDING

#1050

#1051

22' VORTEX™

Our Vortex is one more example why inflatables remains the "King of Water Slides!" Feel your heart pound with anticipation as you climb the steps to the top of this awesome water slide. Take a seat, count to three and push off onto the 43' sliding lane whipping you through a 360° turn, cascading you into a tunnel of darkness splashing into a pool or onto a landing mattress. Be the first in your area to own this exhilarating water slide. Beef up your inventory and buy the Vortex today!

#812 & 813 [28'(L) x 18'(W) x 22'(H) – 465 lb]



VORTEX™ WITH POOL

#810

VORTEX TROPICAL™ WITH POOL

#811

#810 & 811
[28'(L) x 18'(W) x 22'(H) – 455 lb]



VORTEX™ WITH LANDING

#812



#813



VORTEX TROPICAL™ WITH LANDING

WATER SLIDES

Our Tropical Wild Splash and Dolphin Wild Splash are smaller versions of our hugely successful Wild Rapids water slide. Same great features and same intense thrill, just a little smaller. Riders shoot down individual sliding lanes where they encounter the thrill of a bump in the rapids before they scream around the curve and make a splash into a pool or onto a landing mattress.

DOLPHIN WILD SPLASH™ WITH POOL



#752

DOLPHIN WILD SPLASH™ WITH LANDING



#753

*Fits in
Most
Back Yards!*



Exclusive Drainage
System

TROPICAL WILD SPLASH™ WITH LANDING



#751

*Fits in
Most
Back Yards!*



EXCLUSIVE DRAINAGE
SYSTEM



#750

TROPICAL WILD SPLASH™ WITH POOL

Weights Only 285 Pounds • 20' (L) x 14' (W) x 16' (H)

WET & DRY SLIDES

The 20' Rip 'N' Dip and 20' Gorilla Rip 'N' Dip are slides guaranteed to thrill even the bravest riders. Two humps built into each sliding lane shoot you down the slide into a pool or onto a landing mattress. Dual sliding lanes allow the kids to race side by side. What a Trip! Be hip and buy the Rip 'N' Dip today!

Slide Only #1022zz

**20' GORILLA RIP 'N' DIP
WITH POOL**

#1022



#1023

**20' GORILLA RIP 'N' DIP
WITH LANDING**

Detachable Pool

Detachable
Landing



**20' RIP 'N' DIP
WITH LANDING**

#1021

Detachable
Landing



#1020

**20' RIP 'N' DIP
WITH POOL**

Slide Only #1020zz

Detachable Pool



WET & DRY SLIDES



20' PIRATE RIP N' DIP WITH POOL™

#1030

The 20' Pirate Rip 'N' Dip and 20' Rock Rip 'N' Dip are guaranteed to thrill even the bravest riders. Two humps built into each sliding lane shoot you down the slide into a pool or onto a landing mattress. Dual sliding lanes allow the kids to race side by side. Add this to your lineup to really draw people in. Order your Rip 'N' Dip today!



Can be used
as a dry slide
#1030zz

20' ROCK RIP N' DIP WITH POOL™

#1035



20' ROCK RIP N' DIP WITH LANDING

#1036



Detachable Pool



20' PIRATE RIP N' DIP WITH LANDING

#1031

Detachable Landing



Can be used
as a dry slide
#1036zz

WET & DRY SLIDES

FIRE N' ICE™ WITH POOL

Slide Only
#850zz

Our 20' FIRE N' ICE water slides were the first 2-level water slides that let kids decide from what height they want to take the plunge. Riders climb up the ladder and choose the first slide or continue another 3 feet higher and slide down the second. Both riders will whip around the turn and splash into a pool of water.

Detach the pool and you have an awesome dry slide. Take our advice and buy your "ICE" today!



Slide Weighs
Only 375 lbs.
Pool Weighs
Only 105 lbs.

#850



FIRE N' ICE™ WITH LANDING

#851



2 Level
Slide!



Slide Weighs
Only 375 lbs.
Landing Weighs
Only 110 lbs.

WET & DRY SLIDES

EMERALD ICE™ WITH POOL

#854

Slide Only

#854zz

Our 20' EMERALD ICE water slides were the first 2-level water slides that let kids decide from what height they want to take the plunge. Riders climb up the ladder and choose the first slide or continue another 3 feet higher and slide down the second. Both riders will whip around the turn and onto a landing mattress. Detach the landing and you have an awesome dry slide. Take our advice and buy your "ICE" today!

EMERALD ICE™ WITH LANDING

#855



Slide Weighs
Only 375 lbs.
Pool Weighs
Only 105 lbs.



#853 BLUE ICE WITH LANDING

One of our best selling slides is now available in the cool Blue Crush theme. On the BLUE ICE riders climb up the ladder and choose the first slide or continue another 3½ feet higher and slide down the second. Both riders will whip around the turn and splash into a pool of water or onto a landing mattress.

Detach the pool or landing and you have an awesome dry slide. Take our advice and buy your "ICE" today!

Slide Weighs
Only 375 lbs.
Landing Weighs
Only 110 lbs.



Slide Only

#852zz

#852



BLUE ICE WITH POOL

WET & DRY SLIDES

27' LAVA TWIST™ WITH POOL OF LANDING

- Combo Slide Includes:
- 27' Dual-lane dry slide
 - Detachable Pool #804
- Can be rented as a Dry Slide

Slide Only
#800zz



#801

Slide Weighs
Only 595 lbs.
Pool Weighs
Only 299 lbs.



#800



Our two story 27' Lava Twist and 27' Rock Twist are the big brothers to our 20' Fire N' Ice. We've increased the platform heights to 13 ½' and 17' ½' for added speed. The 90 degree turns features a banked wall that whips riders around until they splash into the pool. Available with landing for those of you who do not want to deal with a pool full of water. Use it as a dry slide by taking off the pool or landing. Check out our Gold Rush Twist (pictured on page 31) in our beautiful Brown Marble Vinyl. Twist into one and buy yours today!

27' ROCK TWIST™ WITH POOL OF LANDING

- Combo Slide Includes:
- 27' Dual-lane dry slide
 - Detachable Pool #806
- Can be rented as a Dry Slide

Slide Only
#808zz



#808



#809



WET & DRY SLIDES

27' GOLD RUSH TWIST™ WITH POOL OR LANDING



#980

Slide Only
#980zz



#981

20' HIDDEN FALLS ROCK WITH POOL OR LANDING


#962 #963

20' HIDDEN FALLS PURPLE WITH POOL OR LANDING

#965 #966



2
LEVEL
SLIDE!



Our Hidden Falls two piece wet and dry slide with dual humps is the latest addition to our spectacular line of 2 story water slides. Climb up the ladder and plummet down one of the two sliding lanes. With platform heights of 10' and 12' the kids will cascade down the slide into a 45 degree turn and splash down into the pool. Also available with a landing for those of you who do not want to deal with a pool full of water. Take off the pool or landing and use as a dry slide. Whether you choose the Hidden Falls Purple or the Hidden Falls Rock your customers will be screaming for more. Fall into one today!

Gold Rush ships with: required blower (s), misting system, stakes, & repair kit.

Dimensions: 50'(L) x 30' (W) x 27' (H) – 595+299 lb Hidden Falls Ships with: required blower(s), misting system, stakes & repair kit.

Dimensions: with Pool 34L x 17'W x 20'H. With landing 32L x 19'W x 20'H.

Weight: With pool 375 lbs. / 95 lbs. With Landing 375 / 102 lbs.

WET & DRY SLIDES

Super **SPLASH DOWN 2**™ WITH POOL OR LANDING

Slide Only
#540zz

#540

#522

Our front-loading 2-piece Super Splash Down 2 and Freaky Frog Splash slides are treats for the eyes and your bank account because they can be used as wet or dry slides. Buy these slides and use them for your entire season. These units come with a separate 10' pool that attaches to the slide in minutes.

Our exclusive air tube system allows you to run both units off of 1 blower. This unique design allows you to deflate the slide and roll it up while keeping the pool inflated. This keeps your slide nice and dry. No more having to blow up your water slide for hours to dry it out. Getting the pool dry is also a snap. Two separate zippers on the bottom of the pool allow easy access to clean and dry the pool inside and out in less than 10 minutes!

Our Super Splash Down 2 and Freaky Frog Splash with landing are perfect alternatives for those who prefer a landing instead of a pool. A 15' detachable Landing Mattress is included and attaches in minutes. Our exclusive air tube system allows you to run both units off of one blower.



Combo Slide Includes:

- 18' dry slide
- Detachable Pool #662
- OR Detachable Landing #663
- Can be rented as a Dry Slide

Slide Weighs
Only 270 lbs.
Pool Weighs
Only 50lbs.
Landing Weighs
Only 100lbs.



32 FEET OF
SLIDING FUN

1 Man Set-up

FREAKY FROG SPLASH™ WITH POOL OR LANDING


#633

#634

Combo Slide Includes:

- 18' dry slide
- Detachable Pool #870
- OR Detachable Landing #871
- Can be rented as a Dry Slide

Slide Only
#633zz



Slides ship with: required blower(s), misting system, stakes, & repair kit.

Dimensions: #540, #633 [28'(L) x 10'(W) x 18'(H) – 270+50 lb]

#522, #634 [33'(L) x 10'(W) x 18'(H) – 270+100 lb]

WET & DRY SLIDES

Super **SPLASH DOWN TROPICAL**™ WITH POOL OR LANDING

#523

#524

Our front-loading 2-piece Super Splash Down Tropical and Fire N' Splash slides are treats for the eyes and your bank account because they can be used as wet or dry slides with pool. Buy these slides and use them for your entire season. These units come with a separate 10' pool that attaches to the slide in minutes.

Our Super Splash Down Tropical and Fire N' Splash with landing are perfect alternatives for those who prefer a landing instead of a pool. A 15' detachable Landing Mattress is included and attaches in minutes. Our exclusive air tube system allows you to run both units off of one blower.



Slide Only
#523zz



Combo Slide Includes:

- 18'Dry slide
- Detachable Pool #664
- Or Detachable Landing #665 can be rented as a Dry Slide

Slide Weighs
Only 270 lbs.
Pool Weighs
Only 50lbs.
Landing Weighs
Only 100lbs.



1 Man Set-up

FIRE N' SPLASH™ WITH POOL OR LANDING

#690

#691



Slide Only
#690zz

Combo Slide Includes:

- 18'Dry slide
- Detachable Landing or Pool can be rented as a Dry Slide

Slide Weighs
Only 270 lbs.
Pool Weighs
Only 50lbs.
Landing Weighs
Only 100lbs.



WET & DRY SLIDES

DUAL LANE ^{Super} SPLASH DOWN 2™

WITH POOL OR LANDING

Slide Only

#602zz

#602

#603

Our front-loading Dual Lane Super Splash Down slide is double the fun and it can be used as a wet or dry slide. Buy the Dual Lane Super Splash Down and riders can race all season long. This unit comes with a separate 10' pool that attaches to the slide in minutes. Our exclusive air tube system allows you to run both units off of 1 blower. This unique design allows you to deflate the slide and roll it up while keeping the pool inflated. This keeps your slide nice and dry. No more having to blow up your water slide for hours to dry it out. Getting the pool dry is also a snap. Two separate zippers on the bottom of the pool allow easy access to clean and dry the pool inside and out in less than 10 minutes!

Our Dual Lane Super Splash Down with landing is a perfect alternative for those who prefer a landing instead of a pool. A 15' detachable Landing Mattress is included and attaches in minutes. Our exclusive air tube system allows you to run both units off of one blower.



1 Man Set-up

Combo Slide Includes:

- 18' dry slide
 - Detachable Pool #785
 - OR Detachable Landing #786
- Can be rented as a Dry Slide



DOLPHIN EXPRESS™

WITH POOL OR LANDING

#715

#716

Combo Slide Includes:

- 18' dry slide
 - Detachable Pool #787
 - OR Detachable Landing #788
- Can be rented as a Dry Slide

Slide Only

#715zz



Slides ship with: required blower(s), (#602,#715), misting system, stakes, & repair kit.
 Dimensions: #602 [28'(L) x 12' (W) x 18' (H) – 330+60 lb] #715 [28'(L) x 8' (W) x 18' (H) – 225+35 lb]
 #603 [37'(L) x 12' (W) x 18' (H) – 330+115 lb] #716 [28'(L) x 15' (W) x 18' (H) – 225+65 lb]

WET & DRY SLIDES

DOUBLE FUNNEL TUNNEL™ WITH POOL OR LANDING

#608

#609

Our front-loading Double Funnel Tunnel slide is double the fun and it can be used as a wet or dry slide. Buy the Double Funnel Tunnel and riders can race all season long. This unit comes with a separate 10' pool that attaches to the slide in minutes. Our exclusive air tube system allows you to run both units off of 1 blower. This unique design allows you to deflate the slide and roll it up while keeping the pool inflated. This keeps your slide nice and dry. No more having to blow up your water slide for hours to dry it out. Getting the pool dry is also a snap. Two separate zippers on the bottom of the pool allow easy access to clean and dry the pool inside and out in less than 10 minutes!

Our Double Funnel Tunnel with landing is a perfect alternative for those who prefer a landing instead of a pool. A 15' detachable Landing Mattress is included and attaches in minutes. Our exclusive air tube system allows you to run both units off of one blower.

Combo Slide Includes:

- 18' Dual-lane dry slide
- Detachable Pool #765
- or Detachable Landing #766 can be rented as a Dry Slide

1 Man Set-up



Slide Only

#608zz



FUNNEL TUNNEL™ WITH POOL OR LANDING

#606

#607


Combo Slide Includes:

- 18' Dry Slide
- Detachable Pool #667
- or Detachable Landing #668 can be rented as a Dry Slide

Slide Weights
Only 270 lbs.
Pool Weights
Only 42 lbs.
Landing Weights
Only 120 lbs.

Slide Only

#606zz



WET & DRY SLIDES



Our Modular Slides Will Fit All Ohter Companies Medium or Large Panels!

eInflatables created the World's First Wet & Dry Modular Slides. The small footprint of these 18' & 16' models makes them perfect for backyard birthday parties. You can use your current inventory of panels (even competitor's panels) and/or buy any of our original art panels as seen on page 77. These units come with a separate 10' pool or 15' landing mattress that attaches to the slide in minutes. This unique design allows you to deflate the slide and roll it up while keeping the pool inflated. This keeps your slide nice and dry.



See Page 77 For Additional Custom Art Panels



Use With or Without Artwork

Slide Can Be Rented as a Stand Alone 18' Dry Slide (No Water)

Slide Only #711zz



Fits Medium or Large Panels

18' WET & DRY SLIDE WITH POOL



#711 (Lg. Panel)

Slide Weighs Only 270 lbs.
Pool Weighs Only 50 lbs.

2 PIECE UNIT CONNECTS IN MINUTES - 1 BLOWER

18' WET & DRY SLIDE WITH LANDING



#713 (Modular Lg. Panel)

2 PIECE UNIT CONNECTS IN MINUTES - 1 BLOWER

WET & DRY SLIDES

16' WET & DRY SLIDE WITH POOL!



#640

Slide Weights Only 270 lbs.
Landing Weights Only 100 lbs.

Slide Weights Only 270 lbs.
Pool Weights Only 50 lbs.

2 PIECE UNIT CONNECTS IN MINUTES - 1 BLOWER

16' WET & DRY SLIDE WITH LANDING!



#641

Slide Only
#640zz



Can be rented as a dry slide

Safari Adventure Tours™

Hop aboard and share the adventure!

#310

Are you looking for a 3 in 1 Combo that will blow your competition away? Look no further. Our Safari Adventure Tours "Jungle Bus" is a showpiece that will satisfy your most discriminating customers. This unit features a bouncer, climbing wall, and slide built into one incredibly

artistic inflatable. In the summer, this unit can also be used as a water slide making it even more versatile than other combos you've seen. This Combo unit will quickly become one of your top renters. Separate yourself from the competition and put some muscle in your rental fleet. Buy yours today! Ships with required blower(s), misting system, stakes, and repair kit.



Up the slide...

Look inside...



DRY SLIDES

All Dry Slides include required blower(s), stakes, & repair kit.

All Slides Feature:

1. "No-jump" safety screen at top.
2. Removable slide surface covers.
3. Removable ladder cover.
4. Removable entrance/exit mats.
5. Dual side inflation tubes with covers
6. Multiple deflation quick-release zippers.
7. Reinforcement strips on all seams.
8. Double reinforced stitching on all seams.
9. Highest quality craftsmanship and materials.
10. Instruction booklet for safe installation.

EInflatables builds the **LIGHTEST** Slides in the Industry

Compare our **PRODUCTS** to the competition and see the difference.

16' BACKYARD SLIDE



#730

18'(L) x 11'(W) x 16'(H)

Front Exits

18' BACKYARD MODULAR SLIDE



#731 (Medium Panel)

#732 (Large Panel)

18'(L) x 11'(W) x 18'(H)

Front Exits

18' MINI SLIDE



#300

25'(L) x 11'(W) x 18'(H)

Side Exits

18' INDOOR MINI SLIDE



#312

(With Canopy Removed)
25'(L) x 11'(W) x 14'(H)

Side Exits

18' INDOOR MINI SLIDE



#312F

(With Canopy Removed)
25'(L) x 11'(W) x 14'(H)

Front Exits

18' MINI SLIDE



#300F

25'(L) x 11'(W) x 18'(H)

Front Exits



SCAN QR TO VISIT WEBSITE

20' INDOOR SLIDE



#304

(With Canopy Removed)
25'(L) x 13'(W) x 15'(H)

Side Exits

20' DUAL LANE SLIDE



#303

25'(L) x 13'(W) x 20'(H)

Side Exits

20' DUAL LANE SLIDE



#303F

25'(L) x 13'(W) x 20'(H)

Front Exits

20' INDOOR SLIDE



#304F

(With Canopy Removed)
25'(L) x 13'(W) x 15'(H)

Front Exits

22' DUAL LANE SLIDE



#630

25'(L) x 13'(W) x 22'(H)

Front Exits

22' INDOOR DUAL LANE SLIDE



#631

(With Canopy Removed)
25'(L) x 13'(W) x 17'(H)

Front Exits

DRY SLIDES

24' DUAL LANE SLIDE



#525F

33'(L) x 15'(W) x 24'(H)

Front Exits

24' INDOOR DUAL LANE SLIDE



#610

33'(L) x 15'(W) x 18'(H)

Side Exits

24' DUAL LANE SLIDE



#525

33'(L) x 15'(W) x 24'(H)

Side Exits

24' INDOOR DUAL LANE SLIDE



#610F

33'(L) x 15'(W) x 15'(H)

Front Exits

27' MOUNT RUSHMORE SLIDE



#639

34'(L) x 21'(W) x 27'(H)

Side Exits

37' DUAL LANE SLIDE



#890F

55'(L) x 33'(W) x 37'(H)

Front Exits



SCAN QR TO WATCH VIDEO

CLIFF HANGER

THE STEEPEST, FASTEST, & MOST THRILLING SLIDE IN THE WORLD!

This ride is guaranteed to be the deal closer for your large events!



27' CLIFF HANGER ROCK

#352

33'(L) x 20'(W) x 27'(H)

22' CLIFF HANGER ROCK

#348

28'(L) x 13'(W) x 22'(H)

Beautiful Rock Vinyl!



27' CLIFF HANGER RBY

#353

33'(L) x 20'(W) x 27'(H)

22' CLIFF HANGER RBY

#349

28'(L) x 13'(W) x 22'(H)

Red, Blue, Yellow Vinyl!



Enter unit and climb up stairs



At top, climb under safety mesh



Step up onto sliding lane



Grab blue handles while on your back with feet together



When you get your nerve up, let go & cross arms over chest and zoom to the bottom

DRY SLIDES



**22' ROARING RIVER
DUAL LANE SLIDE**

#628
25'(L) x 13'(W) x 22'(H)

**22' BLUE CRUSH
DUAL LANE SLIDE**

#693
25'(L) x 13'(W) x 22'(H)

**27' BLUE CRUSH
DUAL LANE SLIDE**

#696
29'(L) x 20'(W) x 27'(H)

Front Exits



**27' ROARING RIVER
DUAL LANE SLIDE**

#315
29'(L) x 20'(W) x 27'(H)

All Slides Feature:

1. "No-jump" safety screen at top.
2. Removable slide surface covers.
3. Removable ladder cover.
4. Removable entrance/exit mats.
5. Dual side inflation tubes with covers
6. Multiple deflation quick-release zippers.
7. Reinforcement strips on all seams.
8. Double reinforced stitching on all seams.
9. Highest quality craftsmanship and materials.
10. Instruction booklet for safe installation.

All Dry Slides include required blower(s), stakes, & repair kit.

AMAZON ZIP LINE #906



#906

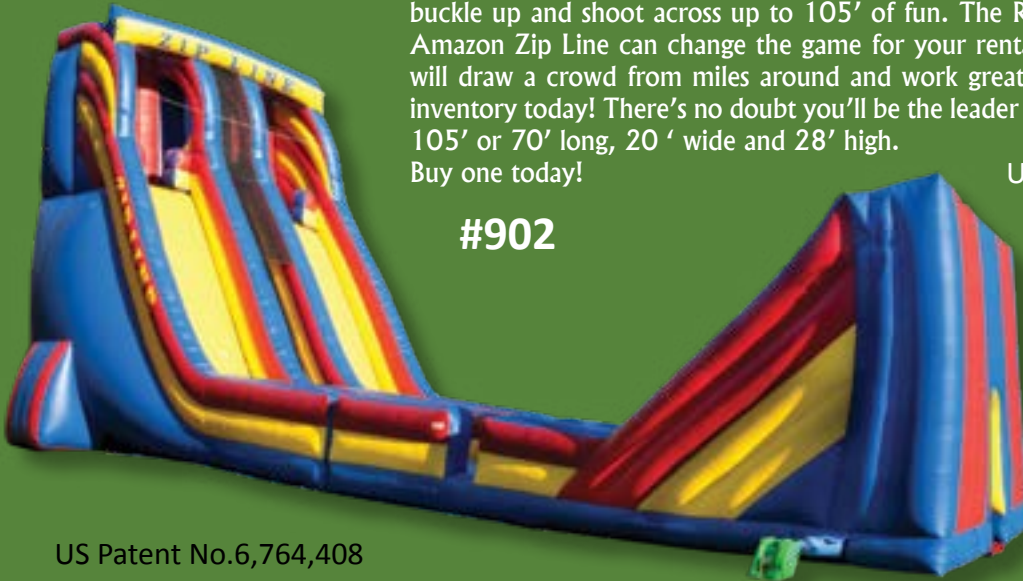
The Amazon Zip Line is by far the most exciting experience in the inflatable industry. Inflatables raised the bar with the only patent protected zip line in the industry. Buckle up for the adventure of your life by propelling down the Amazon for a thrilling, mind-blowing experience. These outrageous inflatables are 105' or 70' long, 20' wide and 36' high. Purchase the 105' model and you can also rent it as a 70' unit by removing the middle section. Every rider will get the ultimate rush. Experience the Amazon, buy one today!

US Patent No.6,764,408



Insurance for all Inflatables Zip Lines is available through Cossio Insurance Agency. (CIA)

RED BLUE YELLOW ZIP LINE #902



#902

Our Zip Line will have everyone lining up for a turn on this amazing thrill ride. Sit down, buckle up and shoot across up to 105' of fun. The Red, Blue, & Yellow zip line and the Amazon Zip Line can change the game for your rental company or indoor center. These will draw a crowd from miles around and work great as pay per play. Zip one into your inventory today! There's no doubt you'll be the leader in your market area with our Zip line. 105' or 70' long, 20' wide and 28' high. Buy one today!

US Patent No.6,764,408



US Patent No.6,764,408

ARRR... SWASHBUCKLER ZIP LINE #909



#909

The Swashbuckler Zip Line is the newest addition to our best-selling Zip Lines. Ahoy Matey and walk the plank for the adventure of your life by propelling down our 2 Lane Swashbuckler Zip Line for a thrilling, mind-blowing experience. This gorgeous inflatable is a showcase piece that will rent nonstop and is available in 70' and 105' long versions. Purchase the 105' and you can rent it as a 70' unit by removing the 35' middle section. Every rider will feel the ultimate rush. Experience the Swashbuckler for yourself and buy one today.

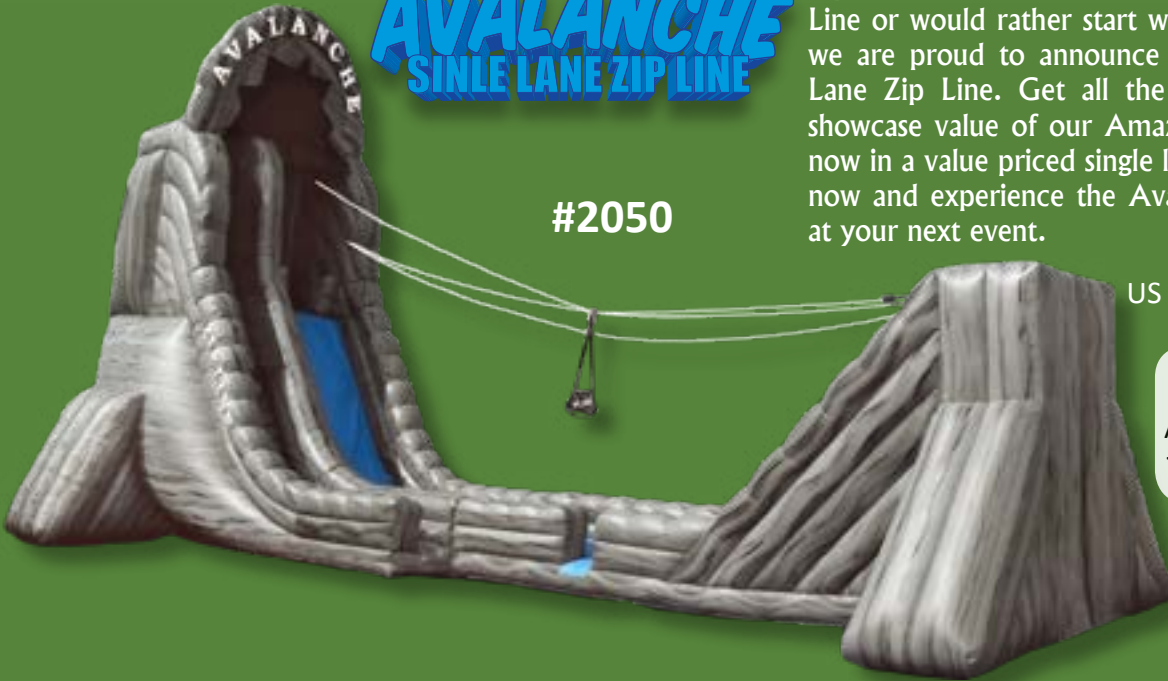
All Zip Lines are available in 70' and 105' length

AVALANCHE SINLE LANE ZIP LINE

If you have events that don't require a dual lane Zip Line or would rather start with a smaller investent, we are proud to announce the Avalanche Single Lane Zip Line. Get all the fun, excitement and showcase value of our Amazon and Swashbuckler now in a value priced single lane Zip Line. Buy one now and experience the Avalanche of excitement at your next event.

#2050

US Patent No.6,764,408



2050
AVALANCHE ZIP LINE
70' L X 28' W X 34' H

2 LANE MINI ZIP LINE



#952

The 2 Lane Mini Zip Line is exclusively for smaller kids (up to 100 lbs) and is fantastic for Indoor Centers. This is the safest kids Zip Line in the industry. Sit in the secure seat, get buckled in and zip through 43' of pure fun. Get all the fun and excitement and showcase value of our Amazon or Swashbuckler now in a value priced kids only Mini Zip Line. Buy one now and experience the thrill and excitement at your next event or Indoor Center.

US Patent No.6,764,408



Insurance for all
Inflatables Zip Lines
is available through
Cossio Insurance
Agency. (CIA)

OBSTACLE COURSES

MEGA OBSTACLE CHALLENGE 1-2-3

Our Mega 1-2-3 Obstacle Course is designed for maximum safety and versatility. You can mix and match the 3 sections to create a 65' long Obstacle Course or use modules 1 & 2 for an exciting 40' Course. You can also combine 1 & 3 for a challenging 45' course. The dual-lane 16' tall Slide Module 3 can also be rented separately. There are so many ways to make money with this unit. Safety-screen mesh is used extensively throughout all 3 modules making this unit the safest on the market. This is a great unit for Indoor Play Centers.



MEGA 3
(25')

MEGA 2
(20')

MEGA 1
(20')

#543

(1+2+3) [65'(L) x 12' (W) x 16' (H)]
265+265+295 lb



MEGA 1 & 3
(45' COURSE)

MEGA 1-2-3
(65' COURSE)

#541-3

(1+3) [45'(L) x 12' (W) x 16' (H)]
265+295 lb



MEGA 1 & 2
(40' COURSE)

#541-2

(1+2) [40'(L) x 12' (W) x 10' (H)]
265+265 lb

MIX & MATCH
MODULES SOLD SEPARATELY

SCAN
QR TO
WATCH
VIDEO



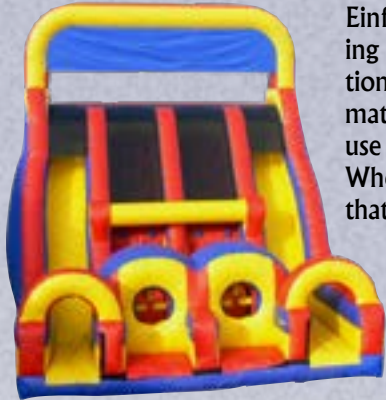
Ships with: required blower(s), stakes, & repair kit.

Dimensions: #543 (1+2+3) [65'(L) x 12' (W) x 16' (H) – 265+265+295 lb]

#541-2 (1+2) [40'(L) x 12' (W) x 10' (H) – 265+265 lb] #541-3 (1+3) [45'(L) x 12' (W) x 16' (H) – 265+295 lb]

OBSTACLE COURSES

MEGA OBSTACLE CHALLENGE 1-2-3-4



MEGA 4
#539

Einflatables announces an exciting addition to our best selling Mega 1-2-3 Obstacle Course Challenge. The new Section 4 is a Rock Wall and slide combo. You can still mix and match the modules by connecting 1-2-3 and now 4, or just use 1-2-4, or 3-4.

When you connect 1-2-3-4 you have a 92' Obstacle Course that's sure to deliver thrills to both kids and adults alike!



MEGA 3+4
#529




MEGA 1+3+4
#538



MEGA 4 **MEGA 3** **MEGA 2** **MEGA 1** **MEGA 1-2-3-4**
#530

MEGA OBSTACLE CHALLENGE ALL STAR 1-2-3



MEGA 3 (25') **MEGA 2** (20') **MEGA 1** (20') **MEGA 1-2-3**
#493

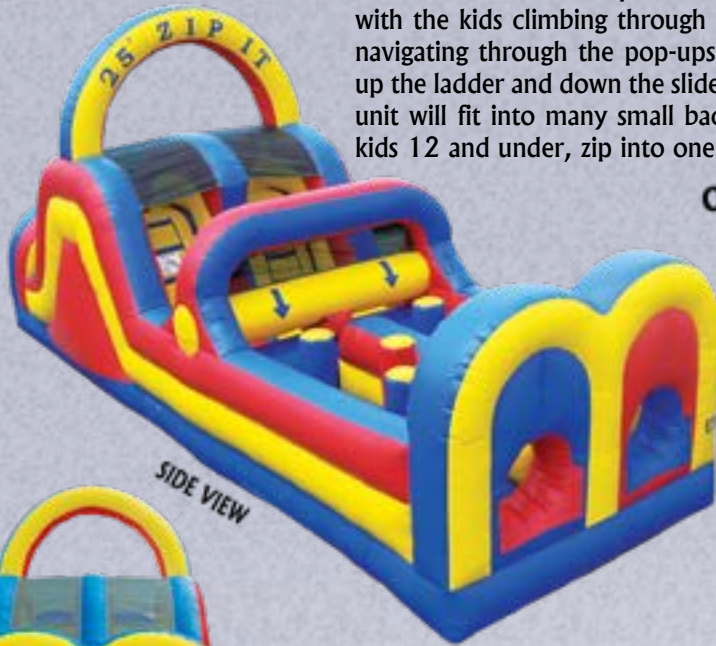
Ships with: required blower(s), stakes, & repair kit.

Dimensions: #530 (1+2+3+4) [92'(L) x 22' (W) x 26' (H) – 265+265+295+740 lb] #539 [27'(L) x 22' (W) x 26' (H) – 768 lb] #529 (3+4) [52'(L) x 22' (W) x 26' (H) – 295+768 lb] #538 (1+3+4) [67'(L) x 22' (W) x 26' (H) – 265+295+768 lb]

OBSTACLE COURSES

25' ZIP IT™ #450

Our dual-lane 25' Zip It Obstacle Course starts off with the kids climbing through the bullseye at the front, navigating through the pop-ups and squeeze tubes, then up the ladder and down the slide. This compact one-piece unit will fit into many small backyards. Loads of fun for kids 12 and under, zip into one today!



SIDE VIEW



TOP VIEW

ONE PIECE UNIT



REAR VIEW

50' ZIP IT A & B™ #455

Our 50' Zip It Obstacle Course is an obstacle lovers dream come true. Enter the bullseye and zip through the bumpers and mushrooms before climbing up the ladder and down the slide. Zip through the gate, enter an even taller slide "Zip-ing It" to the finish line. Dual-lanes allow the kids to race safely side by side.

This two-piece unit can also be rented separately. Kids will love this obstacle course, buy your 50' Zip It today!



SIDE VIEW A
25' L

#455A

TWO PIECE UNIT
CAN BE RENTED
SEPARATELY!



REAR VIEW B



SIDE VIEW B
25' L

#455B

25' ZIP IT Ships with: required blower(s), stakes, & repair kit.

50' ZIP IT Ships with: required blower(s), stakes, & repair kit.

Dimensions: #450 [25'(L) x 10'(W) x 14'(H) – 319 lb] #455 [50'(L) x 10'(W) x 16'(H) – 280+345 lb]

OBSTACLE COURSES

30' BACKYARD OBSTACLE #1

Our 30' dual-lane competitive courses are packed with intense fun. Kids navigate through 9 challenging obstacles before reaching the finish line. These obstacle courses are the safest in the industry. The Obstacle Climb & Slide section is completely meshed on top for maximum safety and shades the sliding surface from the hot sun.



TOP VIEW



Our 30' Backyard Obstacle Course #1 will work for any occasion. Its "primary color" scheme is the most popular color combination. This beautiful Unit is perfect for kids 12 & under. The small footprint makes it perfect for backyard birthday parties.



30' BACKYARD OBSTACLE #2 #417



Our 30' Castle Backyard Obstacle Course is sure to be a real crowd pleaser. This beautiful unit is perfect for kids 12 & under. The small footprint makes it perfect for backyard birthday parties.



30' BACKYARD MODULAR #418 (Med. Panel)

#419 (Lg. Panel)



USE WITH OR WITHOUT ART PANELS



SEE PAGE 77 FOR MORE PANEL OPTIONS

eInflatables introduced the World's first Modular Obstacle Course to the marketplace. The small footprint makes it perfect for backyard birthday parties. You can use your current inventory of panels (even competitor's panels) and/or buy any of our original art panels as seen on page 77.

Our Modular Obstacle Courses Will Fit All Other Companies Medium or Large Panels!

Ships with: required blower(s), stakes, & repair kit.

Dimensions: #416 & #417 [30'(L) x 11' (W) x 10' (H) – 355 lb] #418 & #419 [30'(L) x 11' (W) x 13' (H) – 355 lb]

OBSTACLE COURSES

70' BACKYARD OBSTACLE COURSE

Our 70' Backyard Obstacle Courses have been a phenomenal success. After much research, development and testing, we believe, we've created the perfect Backyard Obstacle Course. No other company has figured out how to pack so much fun into such a small footprint. With its compact footprint it will fit almost anywhere.

The 70' Backyard Obstacle Courses are loaded with 9 different obstacles, including a 6' obstacle tunnel which passes directly under the Slide.

On the other side you'll find 3 more challenging obstacles to go through before you enter the ladder climb which leads you to the top of our 16' slide. From the top of the slide, you're guaranteed a thrilling ride down to the bottom. Even older kids will get a rush from the 50° sliding angle!

Step up to the plate and hit a home run with our 70' Backyard Obstacle Courses. It's time you give your rental fleet the extra punch it deserves! Your clients will love this unit, order yours today!



Rear View



Obstacle course starts with 3 challenges



Quick left into tunnel under slide



Turn left through 3 more obstacles



Left again & up the ladder



Down the 16' slide

Choose from 4 different styles

#552



70' Backyard Funhouse Obstacle

#553



70' Backyard Castle Obstacle

#554



70' Backyard Modular (see page 77 for details)

#555




70' Backyard Modular (see page 77 for details)

Ships with: required blower(s), stakes, & repair kit.
Dimensions: 18'(L) x 15' (W) x 16' (H) – 340 lb


OBSTACLE COURSES

18' SLIDE & OBSTACLE FUNHOUSE COMBO #638

Our 18' Slide & Obstacle Combos are packed with kid-pleasing Fun. Riders start on one side and navigate through 22' of obstacles before turning left and going through the Tunnel in the center of the slide. Once they appear on the other side, they turn left again and go through another 22' of obstacles before climbing the ladder and sliding 18' to the bottom. Awesome ride! Don't let obstacles get in your way, buy yours today!



Close-up of tunnel going through slide to other side.



TUNNEL

**CHOOSE FROM
FOUR DIFFERENT
STYLES**

18' SLIDE & OBSTACLE CASTLE COMBO

#638C



18' SLIDE & OBSTACLE ALL STAR COMBO

#638A



18' SLIDE & OBSTACLE TROPICAL COMBO #638T



Ships with: required blower(s), stakes, & repair kit.

Dimensions: #638, #638A, #638T [24'(L) x 19'(W) x 18'(H) – 450 lb] #638C [24'(L) x 19'(W) x 20'(H) – 450 lb]

OBSTACLE COURSES

#924

Pirate's Cove

#920



KONGO COVE

Ships with: required blower(s), stakes, & repair kit.
Dimensions: #924 & #920 (1+2+3) [36'(L) x 24'(W) x 18'(H)]

TURBO RUSH 360°

Our Turbo Rush 360° Obstacle Course. The Turbo Rush offers 10 intense challenging obstacles in each 80' lane. At 20' tall, it also has the tallest slide of any 360° course on the market. This three-piece unit can be used in multiple combinations. Give your rental fleet a rush of cash with this huge moneymaker!

#546-8

Turbo Rush 360°
Rear View

20' High Slide can
be rented separately!

40' Slide Moduals can
be rented separately



(A)

(B)

(C)



Climb Through
Bull's-Eye



Through Pop-Ups
& Up Mini Slide



Navigate Through
Squeeze Tubes



Push Through
Squeeze Wall



Crawl Under
Arch Way



Left Turn &
Enter Giant Slide

Ships with: required blower(s), stakes, & repair kit.
Dimensions: 546-8 (A+B+C) 40'(L) x 26'(W) x 20'(H)

OBSTACLE COURSES


MINI TURBO RUSH 2 PIECE A & B

The Mini Turbo Rush is a smaller version of our Turbo Rush 360° and packs a powerful punch. Each 60' lane guarantees a heart pumping experience. It can be purchased as a one-piece unit, a two-piece unit, or buy Section (A) or (B) for your backyard birthday parties.



#415

Each Section
Weighs Only
255 lbs.



27' Long Modules

can be rented separately!


2 Pieces connect in minutes!

1 Man Set-up


MINI TURBO RUSH SECTION A or B

Our 2 Piece Mini Turbo Rush is easily transported and connects in minutes. Rent both sections together for your larger events or each Module separately at two different locations. Either way, it's a winner.

This one section unit is the perfect Backyard Obstacle Course and can be rented year round. Pick from section (A) or (B) to start and you can always buy the other section later and you'll have the ultimate two-piece competitive obstacle course.



#421



(B)

#420



OBSTACLE COURSES

MINI TURBO RUSH FUNHOUSE 1 PIECE

Our 1 Piece Mini Turbo Rush is perfect for your school, church, or other large events. It's a favorite of Indoor Facilities nationwide. Four beautiful themes to choose from: Funhouse, All Star, Castle, or Jungle. Turbo Charge into one today!

**Weights Only
475lbs.**

#521



REAR VIEW



FRONT VIEW



#521J

MINI TURBO RUSH JUNGLE 1 PIECE



MINI TURBO RUSH ALL STAR 1 PIECE

#521A



MINI TURBO RUSH CASTLE 1 PIECE

#521C

#521,521A, 521J Ships with: required blower(s), stakes, & repair kit.
Dimensions: #521 [27'(L) x 19' (W) x 16' (H) – 475 lb]

OBSTACLE WET & DRY

DASH 'N' SPLASH™ #397 WITH POOL

NON-SLIP WET & DRY OBSTACLE COURSE

Our Dash N' Splash Wet and Dry Obstacle Course can be rented all year long. It's a great dry obstacle course or connect the misting system and use it wet. Kids navigate 4 pop ups, slide down the tunnel slide, zigzag through 3 more obstacles, climb the ladder, and down the slide splashing into a pool or onto a landing mattress. Features our exclusive Non-Slip material on the mattress. Buy the Dash N' Splash today!

Combo Only
#397zz



25' L x 15' W x 17' H

Make lots of Cash
when you Buy the Dash!!

Detachable Pool or Landing
Connects in Minutes | Blower

DASH 'N' SPLASH™ #398 WITH LANDING

25' L x 22' W x 17' H



Unit Weighs
only 330 lbs.
Pool Weighs
Only 35 lbs.



Can Be Rented as a
Dry Obstacle Course!
16' L x 15' W x 17' H!

Unit Weighs
only
320 lbs.


Made With Non-Slip Vinyl



AMAZIN MAZE™ #376

NON-SLIP WET & DRY OBSTACLE COURSE

The Amazin Maze is a truly safe Wet & Dry Obstacle Combo featuring our exclusive Non-Slip material. Start the Amazin Maze by climbing the ladder to the top of the slide. Take a seat and slide into a 180° turn, navigate your way through the obstacles then slide through the tunnel in the middle of the slide. Finish by going through a second set of obstacles before exiting at the front. The Amazin Maze is amazing and can be used both wet and dry. Catch the Craze, buy your Amazin Maze today!



Catch the Craze
when you Buy the Maze!!



SLIDE INTO 90° TURN



ENTERING TUNEL SIDE



EXITING TUNNEL & RIDE



16' L x 15' W x 17' H

Ships with: required blower(s), misting system, stakes, & repair kit.
Dimensions: #397 [25'(L) x 15' (W) x 17' (H) – 330+35 lb] #398 [25'(L) x 22' (W) x 17' (H) – 330+60 lb]
#376 [16'(L) x 15' (W) x 17' (H) – 330 lb]

DELUXE PLAY CENTERS

Our Deluxe Play Centers are perfect for your Indoor Family Entertainment Center. Our mesh windows provide maximum visibility for supervision. These units are packed with hours of fun. Kids can run through the Obstacle Course; go down the covered slide, bounce around, run through the pop-ups and much more. With six beautiful themes to choose from, eInflatables has got you covered.



CASTLE SIDE TOP VIEW




#435

DELUXE CASTLE PLAY CENTER

15'(L) x 26'(W) x 13'(H) – 295 lb

SLIDE CLIMB-UP



Top View Close-Up of Obstacle Course



Side View of Covered Slide



#433

DELUXE CRAYON PLAY CENTER

15'(L) x 26'(W) x 12'(H) – 295 lb



Ships with: required blower(s), stakes, & repair kit.

DELUXE PLAY CENTERS

Our Deluxe Play Centers are perfect for your Indoor Family Entertainment Center. Our mesh windows provide maximum visibility for supervision. These units are packed with hours of fun. Kids can run through the Obstacle Course; go down the covered slide, bounce around, run through the pop-ups and much more. With six beautiful themes to choose from, eInflatables has got you covered.



#431

DELUXE JUNGLE PLAY CENTER

15'(L) x 26' (W) x 13' (H) – 295 lb



DELUXE UNDER THE SEA PLAY CENTER

#432

15'(L) x 26' (W) x 12' (H) – 295 lb



#430

DELUXE FUNHOUSE PLAY CENTER

15'(L) x 26' (W) x 10' (H) – 295 lb



#434

DELUXE ALL STAR PLAY CENTER

15'(L) x 26' (W) x 12' (H) – 295 lb

GO TEAM!

Ships with: required blower(s), stakes, & repair kit.

INFLATABLE GAMES

GUNSMOKE SHOOTING GALLERY

#373

Gunsmoke Shooting Gallery uses incredibly fun and safe Bazooka Ball soft air guns that shoot low impact 2" foam balls with an automatic ball return. Have contests to see who can shoot all their balls through the targets first and provide endless fun for kids and adults!

SCAN
QR TO
WATCH
VIDEO



COMBAT ARENA #611



BAZOOKA BALLS AND GUNS
NOW AVAILABLE FROM
EINFLATABLES

Two teams of 1-3 players each enter the combat arena, but only one will emerge victorious! Armed with Bazooka Ball guns that shoot low impact 2" foam balls each team tries to shoot each member of the opposing team, you get hit your out. Players stay on their side of the arena and hide behind various obstacles for defense while preparing their next attack. The last team standing wins! Safe & fun for kids and adults!

#373 Ships with: 3 air guns, 6 empty CO2 tanks, 45 foam balls, required blower(s), stakes & repair kit.

Dimensions: 19'(L) x 21'(W) x 15'(H) 325 lb.

#611 Ships with: 2 air guns, 4 empty CO2 tanks, 30 foam balls, required blower(s), stakes & repair kit.

Dimensions: 36'(L) x 14'(W) x 11'(H) 440 lb.

INFLATABLE GAMES

SPORTS COMPLEX™ #504

Our Sports Complex is a winner for all of your sports-minded customers. Hit the game winning bucket in Basketball, score a goal in Soccer or make a great spike in Volleyball. Attach the inflatable pedestal put on the headgear and begin Jousting.


With our safety mesh surrounding the entire unit and the positioning of the entrances & exits on the front of the unit and not behind each goal, it makes it the safest in the industry. Be an All Star and buy one today!




VOLLEYBALL



JOUSTING



SOCCER



BASKETBALL

INFLATABLE GAMES

JOUST ARENA #501

Ships with 2 adult-sized padded joust poles, 2 headgear, required blower(s), repair kit, and stakes. Children's Joust Poles are not included. Dimensions: 25'W x 19'W x 5'H



GLADIATOR JOUST ARENA

#536

Our Gladiator Joust Arena features a free-floating rocking pedestal that enhances the jousting experience. Remove the inflatable pedestal and in minutes you have an octagon Jousting Ring. Ships with 2 padded adult joust poles, 2 headgear, required blower(s), repair kit, and stakes. Children's Joust Poles are not included. Dimensions: 25'W x 25'W x 8'H



DELUXE GLADIATOR JOUST ARENA COMBO #537

Our Deluxe Gladiator Joust Arena Combo gives you the versatility of 3 games in one. It has an Inflatable Joust Pedestal which can be removed in minutes, attach the Volleyball Net and have a Volleyball match. Ships with 2 padded adult Joust Poles, 2 Headgear, Volleyball Net, required blower(s), Repair Kit and Stakes. Children's Joust Poles not included. Dimensions: 25'W x 25'W x 12'H



TOPSY TURVY

#612

Remember getting tied into a knot playing this family classic game? Players spin the wheel then reach their left or right foot or hand to the corresponding color. Become a Human Pretzel and buy one today! Ships with required blower(s), Spinning Wheel, stakes and repair kit. Dimensions: 15'L x 15'W x 1.5'H 105 lb.



INFLATABLE GAMES



SPORTS MANIA™ #375

4 sided unit for Basketball, Baseball, Soccer and Football
 17'(L) x 25' (W) x 11' (H) – 240 lb
 Ships with: required blower(s), required sports balls, stakes, & repair kit.



#404

10'(L) x 12' (W) x 11' (H) – 95 lb
 Ships with: required blower(s), required sports balls, stakes, & repair kit



BASKETBALL CHALLENGE

#409

18'(L) x 8' (W) x 9' (H) – 165 lb
 Ships with: required blower(s), required sports balls, stakes, & repair kit



HOOP MANIA™

#406

16'(L) x 13' (W) x 14' (H) – 195 lb
 Ships with: required blower(s), required sports balls, stakes, repair kit, 2 backboards



SKEE-BALL CHALLENGE

#410

12'(L) x 5' (W) x 8' (H) – 75 lb
 Ships with: required blower(s), required sports balls, stakes, & repair kit



FOOTBALL CHALLENGE

#412

18'(L) x 8' (W) x 11' (H) – 140 lb
 Ships with: required blower(s), required sports balls, stakes, & repair kit

GAMES

NEW

SPEED BATTLE CHALLENGE

Two players challenge each other to see who's quickest to smack the randomly lighted discs in the allotted time. An Electronic Scoreboard declares the winner. Loads of fun for all ages!

SPEED BATTLE CHALLENGE

#1320



INTERACTIVE PLAY SYSTEM HIT

#XA-1190-A

LOOSE SPOT HITS

#XA-1189-A



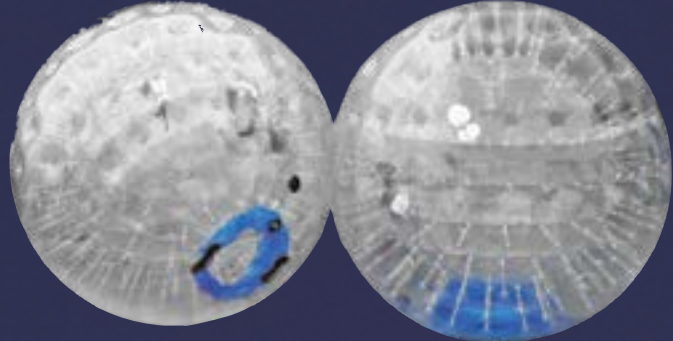
ZORB BALLS & TRACKS

The Zorb Balls and Tracks are super-cool new interactive games from elnflatables. Climb inside the Zorb Ball and run like you're in a human hamster-wheel. It's even more fun to compete against your friends on our 4 Zorb Ball Tracks.

SINGLE & DOUBLE ENTRY MODELS

#1003
SINGLE

#1004
DOUBLE



DRAG RACE TRACK

Drag Race – An old-fashioned dual-lane straight-line race to see who's fastest to the finish line.

#1015



ROLLING HILLS TRACK

Rolling Hills – A dual-lane straight-line race with two large rolling hills standing between contestants and the finish line.

#1014



COLLISION COURSE TRACK

Collision Course – Contestants charge up the ramp from opposite sides for an exciting collision. Two Zorb Balls will enter and only one will remain as the champion.


#1016



X-TREME RACE TRACK

X-Treme Race – A dual-lane criss-cross race that intersects in the middle introducing a potential collision between contestants. This track can be used dry or add water to the four pools for added excitement.

#1009



Ships with: required blower(s) & repair kit

Dimensions: #1014 [75'(L) x 25' (W) x 12' (H) – 639 lb] #1015 [75'(L) x 25' (W) x 4' (H) – 440 lb] #1016 [45'(L) x 15' (W) x 15' (H) – 399 lb] #1009 [75'(L) x 30' (W) x 18' (H) – 495 lb]

COMBOS WET & DRY (NON-SLIP)

BOUNCE 'N' DOUBLE DIP CASTLE WITH POOL OR LANDING

#390

#392



38' L x 13' W x 18' H
Unit Weighs Only 395 lbs.
Pool Weighs Only 48 lbs.
Detachable Pool
Connects in Minutes
1 Blower.
Can Be Rented
as a Dry Combo
38' L x 13' W x 18' H



43' L x 13' W x 18' H
Unit Weighs Only 395 lbs.
Landing Weighs Only
85 lbs.




Combo Only
#390zz

Our Bounce 'N' Double Dip Castle and Tropical are two of our many Wet & Dry Bounce Combos that include our exclusive Non-Slip material on the entrance ramp and jumping mattress. Enter the front of the 13'L x 10'W bouncer, make a left and go up one of two ladders then down the slide making a big splash in a pool or onto a landing mattress. Kids will love this unit, buy yours today

BOUNCE 'N' DOUBLE DIP TROPICAL WITH POOL OR LANDING

#391

#393



Can Be Rented as a Dry Combo
43' L x 13' W x 18' H

Combo Only
#391zz



Can Be Rented as a Dry Combo
38' L x 13' W x 18' H

Ships with: required blower(s), misting system, stakes, & repair kit.

COMBOS WET & DRY (NON-SLIP)

**Can be
rented
as a Dry
Combo!**

#320zz



Our Mini Bounce N' Dip Castle is a smaller version of the wildly popular Bounce N' Double Dip. Use it as a dry combo or attach the pool or landing and use it as a thrilling water slide. These units have our exclusive Non-Slip material on the entrance ramp and jumping mattress. Awesome combo for the younger crowd! Weighing less than 300 pounds, this unit is a must-have

MINI BOUNCE 'N' DIP CASTLE WITH POOL

#320



Detachable Pool
Connects in Minutes
1 Blower.

35' L x 10' W x 15' H

MINI BOUNCE 'N' DIP CASTLE WITH LANDING

#322

Unit Weighs 260lbs.
Pool Weighs 35 Lbs.
Landing Weighs 55 Lbs.
Detachable Landing
Connects in Minutes
1 Blower



2' L x 10' W x 15' H

Ships with: required blower(s), misting system, stakes, & repair kit.

COMBOS WET & DRY (NON-SLIP)

TRIPLE PLAY 1-2-3™ WITH POOL

#860



1-2-3 with Pool 56' L X 10' W X 17' H

The Triple Play 1-2-3 is another of our innovative Wet & Dry Obstacle Combos. Section 1 is an obstacle course, section 2 a bouncer, and section 3 a dual lane slide. You can mix and match these units to create your own course. Connect 1-2-3 together or just connect 1 & 2, 1 & 3, or 2 & 3. You can even use each as a stand-alone unit. All 3 units have our exclusive Non-Slip material on the mattress. Attach the pool or landing to section 3, connect a water hose to the misting system, and now you have an obstacle course, bouncer, and water slide. You can use also it dry without the pool or landing. There are so many ways to rent this versatile wet & dry combo!

(Sold only as a 3 piece set)



ENTERING 3



EXITING 3



Exclusive Non-Slip Vinyl

Detachable Pool or Landing
Connects in Minutes 1 Blower

Can Be Rented as a Dry Combo
28' L x 8 W x 18' H!

TRIPLE PLAY 1-2-3™ WITH LANDING

#861



1-2-3 with Landing 61' L X 10' W X 17' H



1 & 2



2 & 3 with Pool

Ships with: required blower(s), misting system, stakes, & repair kit.

Dimensions: #1 [14'(L) x 10' (W) x 13' (H) – 210 lb] #2 [10'(L) x 12' (W) x 14' (H) – 195 lb] #3 [22'(L) x 10' (W) x 17' (H) – 265 lb]
#860 (1+2+3) [56'(L) x 10' (W) x 17' (H) – 210+195+265+55 lb] #861 (1+2+3) [61'(L) x 10' (W) x 17' (H) – 210+195+265+100 lb]

COMBOS WET & DRY (NON-SLIP)

Our Jump N' Splash Wet & Dry Bounce Combos are available in 8 different themes: Castle, Paradise Palms, Pirate, Under the Sea, Jungle, Balloon, Tropical and Modular. They all include our Non-Slip Vinyl on the jumping mattress for safety and are available with pool or landing. They have a 15'L x 10'W bouncing area with Basketball Hoop and drainage system built in. With the pool or landing attached you can use it as a wet combo or simply detach the pool or landing and use it dry.



CASTLE

**#360
WITH POOL**



Unit Weighs Only 375 lbs.
Pool Weighs Only 75 lbs.
Landing Weighs Only 72 lbs.



**#363
WITH LANDING**



Detachable Pool or Landing
Connects in Minutes

**#360ZZ
AS A DRY COMBO**



Basketball Hoop
Inside Bouncer!



Top Rear View of
Bouncer Showing
Non-Slip Vinyl!

PARADISE PALMS

**#387
WITH POOL**



**#388
WITH LANDING**



**#387ZZ
AS A DRY COMBO**



COMBOS WET & DRY (NON-SLIP)

PIRATE



#385
WITH POOL

#386
WITH LANDING



#385ZZ
AS A DRY COMBO



UNDER THE SEA



#362
WITH POOL

#365
WITH LANDING



#362ZZ
AS A DRY COMBO



COMBOS WET & DRY (NON-SLIP)

JUNGLE



#361
WITH POOL

**SUPER
CUTE!**



#364
WITH LANDING



#361ZZ
AS A DRY COMBO

BALLOON



#368
WITH POOL

#369
WITH LANDING



#368ZZ
AS A DRY COMBO



COMBOS WET & DRY (NON-SLIP)

TROPICAL

#370
WITH POOL



#371
WITH LANDING



#370ZZ
AS A DRY COMBO



MODULAR

#366
WITH POOL



#367
WITH LANDING



#366ZZ
AS A DRY COMBO





COMBOS 5 IN 1 HIGH BASE



These 5 in 1 Combos feature a higher base for better bouncing fun. We've eliminated over 100 pounds of needless weight that our competitors are still carrying around. Our 5 in 1 Combos have all the same great features of our 4 in 1 Combos but we've increased the bouncing area from 140 to 170 square feet, our competition can't come close. Our 13' slide with a 50° angle puts the competition to shame. With our completely enclosed slide and "no-jump" safety screen, our 5 in 1 Combos are the safest in the industry.

Our pop-ups in the bouncing area add a new dimension of fun and they can also be used for a Jump Shot Scoring Game. With dual basketball hoops as a standard feature, you can shoot hoops inside or outside the unit. If that wasn't enough, we've also designed our 5 in 1 Combos so that the kids can re-enter the bouncing area without exiting the unit. This cuts down on the wear and tear and keeps the inflatable cleaner. For those of you who do pay-per-play events and charge by the ride, you can zipper the door shut between the slide landing and the bounce area. If you charge by time, simply leave the door open so that the kids can re-enter the bounce without exiting the unit. Either way, this Combo can accommodate you.



PRINCESS CASTLE
#574



PRINCE CASTLE
#573



BIRTHDAY CAKE
#561



PARTY PALACE™
#571*



CRAYON PLAYLAND™
#562



JUNGLE ADVENTURE™
#568



FUNHOUSE
#566*



COMBOS

5 IN 1 HIGH BASE



ALL STAR ARENA #560



170 Square Foot Bouncer.
The Largest Bouncer You're Going
To Find in any 5 in 1 Combo.



MODULAR UNIT #558
FITS MEDIUM AND LARGE PANELS



Pop - Ups With Jump Shot
Scoring Game & Basketball Hoop



**WIZARD'S CASTLE
#577**



**BALLOON ADVENTURE
#557**



**5 IN 1 PIRATE COMBO
#601**



**EXCALIBUR CASTLE
#565**



**FAIRYTALE CASTLE
#578**



**UNDER THE SEA
#575**



COMBOS 4 IN 1



Our 4 in 1 combos continue to be the best-selling combos in the world. With our unique space saving design we've eliminated over 75 pounds of needless weight making ours the industry's lightest. Rolled-up they're about the size of a 15' x 15' bouncer, but command a much higher rental rate. Additionally our 4 in 1 combos give you a "real" bounce area to play in. At 140 square feet, our bouncing area is much larger than any of our competition. We've also included a basketball hoop inside to give the kids another fun activity. Top that off with a 13' slide with a 50° sliding angle (even the older kids will get a rush) and you've got yourself a sure winner!

We've included a completely enclosed sun-screened mesh cage over the entire top and sides of the slide. This prevents kids from climbing or falling out of the unit. In addition, we've also designed the unit so that kids cannot stand up and launch off the slide preventing unnecessary accidents.



UNDER THE SEA™
#165



EXCALIBUR CASTLE™
#150



FAIRYTALE CASTLE™
#166



BIRTHDAY CAKE™
#146



ALL STAR ARENA™
#145



JUNGLE ADVENTURE™
#153



CRAYON PLAYLAND™
#147



COMBOS

4 IN 1



WIZARD'S CASTLE™

#160



PARTY PALACE™

#164*



PARTY CLOWN

#155



LITTLE MERMAID

#154



PRINCE CASTLE

#157



PRINCESS CASTLE

#158



MODULAR-UNIT

#168 (L)

Fits Medium & Large Art Panels



FUNHOUSE

#151*



MINI COMBOS



Our 3 in 1 Mini Combos are perfect for the younger crowd. They're great for indoor rentals during those cold winter months. Choose from 4 themes and two different sizes!



3 IN 1 MINI FUNHOUSE #277
3 IN 1 MINI DELUXE FUNHOUSE #282



3 IN 1 MINI UNDER THE SEA #275
3 IN 1 MINI DELUXE UNDER THE SEA #284



View of Dolphin Climb up

3 in 1 Mini Combos for The Younger Crowd

3 in 1 Mini Combos: 13'L x 11'W x 7'10''H
3 in 1 Mini Deluxe Combos: 13'L x 15'W x 7'10''H



3 IN 1 MINI JUNGLE #276
3 IN 1 MINI DELUXE JUNGLE #283



3 IN 1 MINI CRAYON #278
3 IN 1 MINI DELUXE CRAYON #281

Ships with: required blower(s), stakes, & repair kit.

BOUNCERS

Bouncers Available in (M) Medium 13' x 14' & (L) Large 15' x 14'
 #140 available only in 15' x 14'
 #'s 98L, 114L & 118L available only in (L) 15' x 15'.
 #138 available only in (L) 15' x 13'
 #162 & #163 available only in (L) 20' x 20'



BIRTHDAY CAKE

#114L



MONSTER TRUCK

#140L



ALL STAR ARENA

#118L



PRINCESS DOLL HOUSE

#138L



UNDER THE SEA

#170



BALLOON ADVENTURE

#139



JUNGLE ADVENTURE

#141

**A SPOOK-TACULAR
BOUNCER!**



PUMPKIN BOUNCE

#98L

BOUNCERS

Bouncers Available in (M) Medium 13' x 14' & (L) Large 15' x 14'
 #140 available only in 15' x 14'
 #'s 98L, 114L & 118L available only in (L) 15' x 15'.
 #138 available only in (L) 15' x 13'
 #162 & #163 available only in (L) 20' x 20'

**20' X 20' JUMBO
CASTLE**


#162



**MAKE WAY
FOR THE
BIG BOYS!**

**20' X 20' JUMBO
FUNHOUSE**

#163



WIZARD'S FUNHOUSE

#127



PRINCE CASTLE

#131



PRINCESS CASTLE

#132



PINK FUNHOUSE

#80



ELEPHANT

#115



FUNHOUSE CASTLE

#125

BOUNCERS

Bouncers Available in (M) Medium 13' x 14' & (L) Large 15' x 14'
 #140 available only in 15' x 14'
 #'s 98L, 114L & 118L available only in (L) 15' x 15'.
 #138 available only in (L) 15' x 13'
 #162 & #163 available only in (L) 20' x 20'



MODULAR CASTLE

#81



PINK MODULAR

#82



MODULAR FUNHOUSE

#99

Large Selection of Art Panels available on Page #77



PINK CASTLE

#83



RBY CASTLE

#84



CRAYON PLAYLAND

#143



PARTY PALACE

#101



FUNHOUSE #1

#100



FUNHOUSE #2

#133

Mini Bouncers

Looking for the perfect indoor size bouncer to keep the \$\$\$ coming in during the cold winter months? Well look no further. These beautiful bouncers are designed to fit in any small space. With their small footprint they'll fit inside homes, garages, carports, basements, childcare centers, and any other confined area. Don't let Mother Nature stop you from cashing in all winter long. Be the first in your area to capitalize on lost winter rentals

THE PERFECT FUN SIZE

Mini Bouncers: 12'L x 10' W x 7'10" H
Ships with: required blower(s), stakes,
& repair kit.



CRAYON PLAYLAND™

#172



JUMP IN THE BOX™

#144



UNDER THE SEA™

#174



JUNGLE ADVENTURE™

#173

**A TODDLERS
DREAM!**

Ships with: required blower(s), stakes, & repair kit.
Dimensions: [12'(L) x 10' (W) x 7'10" (H)]

ART PANELS FOR MODULAR UNITS

Choose from 12 Original Incredibly Detailed
Digitally Printed Art Panels with Velcro Backing
Large Panel 146" x 60" Medium Panel 120" X 60"

AC-0930-L

AC-0930-M



Crayon Playland



Princess Castle

AC-0931-L

AC-0931-M

AC-0932-L

AC-0932-M



Noah's Ark



Happy Birthday

AC-0933-L

AC-0933-M

AC-0934-L

AC-0934-M



Kiddie Express



Racing Cars

AC-0935-L

AC-0935-M

AC-0936-L

AC-0936-M



4th of July



Pirate Adventure

AC-0937-L

AC-0937-M

AC-0938-L

AC-0938-M



All Star Arena



Under The Sea

AC-0939-L

AC-0939-M

AC-0940-L

AC-0940-M



Jungle Bus



Halloween Spooktacular

AC-0941-L

AC-0941-M

SPECIALTY PRODUCTS



E-LOUNGE DOME
#1025

Perfect for:


- Instant VIP Lounge
- Party Pub
- Roaming Tiki Bar



ENTRANCE ARCH
#520

Ships with: required blower(s), stakes, & repair kit

PAINTBALL ARENAS





PAINTBALL ARENA MEDIUM
#1041

50'(L) x 30'(W) x 15'(H)

PAINTBALL ARENA LARGE

#1040

80'(L) x 40'(W) x 20'(H)



Inflatables is pleased to announce our custom inflatable arenas, including the pictured Paintball Arenas. We're ready to make you a custom size and shape arena for any purpose you can think of, from soccer tournaments to paintball games to amphitheaters and more. Call now to have an entertainment arena done in any size or shape your heart or event desires.

Ships with: required blower(s), stakes, & repair kit

Dimensions: #1025 [20' (L) x 28' (W) x 12' (H) – 355 lb] #520 [8' (L) x 30' (W) x 15' (H) – 115 lb]

SPECIALTY PRODUCTS

INDOOR/OUTDOOR INFLATABLE MOVIE SCREENS



Screens Available

- 32- feet wide (25' X 15') 16:9 Format • #1477
- 26- feet wide (20' X 12') 16:9 Format • #1476
- 21- feet wide (16' X 9') 16:9 Format • #1475

25' X 15'

20' X 12'

16' X 9'

**We only use
High Quality
Screen Fabric!**



#XA-1193

4 player water balloon challenge to see who pumps the fastest to stay dry and blast their opponents.

**4 PLAYER HYDRO
BLASTER EXTREME**

FOAM PARTY PIT #505

Are you ready to party? We have the ultimate "Foam Party Pit" that brings back those fun filled memories. Awesome for any event including birthday parties, dance parties, college events, and beach parties. Foam machine sold separately.



Dimensions: #XA-1193 (41''(L) x 41''(W) x 72''(H) - 85lb.)
#505 (26'(L) x 26'(W) x 10'(H) - 275lb.)

SPECIALTY PRODUCTS

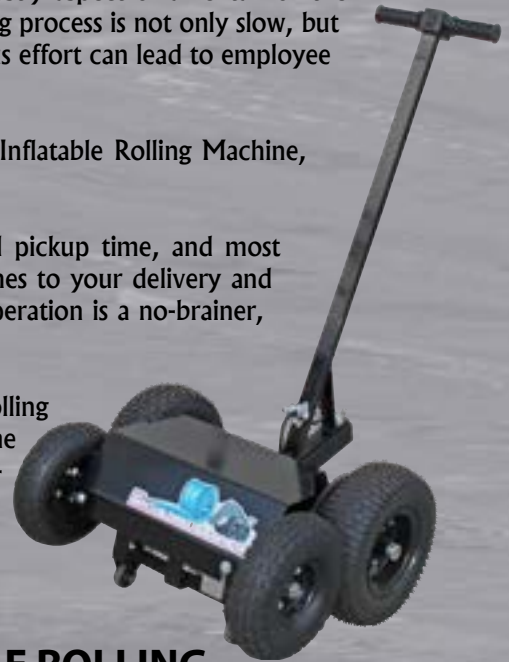
INFLATABLE ROLLING MACHINES

Rolling up inflatables is the most time-consuming, dangerous, and costly aspect of a rental for the operator. These vinyl beasts can weigh up to 1500 lb. and the rolling process is not only slow, but requires tremendous physical effort. This type of repetitive strenuous effort can lead to employee injuries, downtime, and worst of all workers' compensation claims!

We're proud to offer a solution to this industry challenge – the Inflatable Rolling Machine, available EXCLUSIVELY from eInflatables.

Preserve your employee's physical health, reduce delivery and pickup time, and most importantly save money by providing Inflatable Rolling Machines to your delivery and pickup teams. The decision to incorporate this tool in your operation is a no-brainer, call to order yours today!

The Inflatable Rolling Machine 2000 has a capacity of rolling 1500 lb. and features 8 wheels for supreme traction, even on wet surfaces. The Inflatable Rolling Machine 1500 has a rolling capacity of 700 lb.



**INFLATABLE ROLLING
MACHINE 2000
#XA-1195**

**INFLATABLE ROLLING
MACHINE 1500
#XA-1194**



One-finger operation



Rolls Up 1500 lb.



**Modular
for easy transport**

U.S. Patent No.
8,840,055

ACCESSORIES



1 HP Blower
XA-1019-B



1.5 HP Blower
XA-1020-B



2.0+HP Blower
XA-1080-B



Watchdog Siren
XA-1147-A



Triangular Deflator
XA-1079-A



75 lbs Sand Bag
XA-1183-A



100 lbs Sand Bag
XA-1063-A



100 lbs Water Bag
XA-1070-A



200 lbs Water Bag
XA-1156-A



400 lbs Water Bag
XA-1179-A



Hook Stakes
18 x 5/8 Inch
XA-1128-A



1 Inch Flat Head stakes
18 Inch # XA-1151-A
36 Inch # XA-1178-A



Anchor Tie Straps (Set of 4)
170" x 2 # AC-1076-B
250" x 2 # XA-1176-C



1 Inch Stake Puller
XA-1152-A



16 Lbs Sledge Hammer
XA-1154-A



1000 LBS Capacity
Monster Dolly
XA-1180-A



Heavy Duty Storage Bag
Small 59 X 29 # AC-1050-A
Medium 71 X 37 # AC-1050-B
Large 83 X 50 # AC-1050-C
Extra Large 100 X 60 # AC-1050-E



Heavy Duty Protective Wrap
Small 59 X 29 # AC-1188-A
Medium 71 X 37 # AC-1188-B
Large 83 X 50 # AC-1188-C
Extra Large 100 X 60 # AC-1188-E



Entrance or Exit Mat
32x48 # AC-1058-A
MEETS ASTM REQUIREMENTS



Entrance or Exit Mat
96 x 48 # AC-1150-A
MEETS ASTM REQUIREMENTS

COMPANY NAME
COMPANY PHONE #

Printed Banner
Many Sizes

Terms and Conditions of Sale/Order Confirmation.

1. Acceptance: eInflatables accepts and confirms Buyer's purchase order for the items, goods, and products described on the Quote/Invoice. Buyer agrees to the terms and conditions of sale set forth below. No different or additional terms are acceptable by eInflatables unless agreed in writing and signed by eInflatables. These terms and conditions are exclusive and in lieu of all other items and conditions appearing on Buyer's purchase order or elsewhere and apply to all quotations made and orders accepted by eInflatables. Unless specifically stated to the contrary on the confirmation of order, eInflatables is not responsible for typographical or clerical errors made in any quotations, orders, or publications. It's buyer's full responsibility to check with buyer's local government on any laws and regulation related to the purchase and the use of the products. Buyer agrees to get all required certificate and license from local government before using / renting any of eInflatables products.

2. Payment: Payment shall be made as follows: Buyer must make a minimum of 30% deposit on the price of each item not currently in stock. The balance is due 5 days prior to the date of shipping the item, which date will be indicated on the invoice to Buyer. For orders of equipment and items in stock, 100% payment is due with Buyer's return of the Quote/Invoice. All funds for payment shall be in US dollars in the form of cash, cashier's check, money order, wire transfer, or credit card. Deposits but not final payment may be made in the form of Buyer's check, payable to eInflatables. Shipments will not be made C.O.D. eInflatables will not begin manufacturing of any order unless deposit payment is first received.

3. Shipment: eInflatables shall ship the goods to the site specified on the Quotation document. Orders shall be shipped F.O.B. carrier from eInflatables factory, in Pacoima, California. All risk of loss passes to Buyer when eInflatables hands off the order, or any portion thereof, to the shipping carrier. If Buyers does not specify a preferred method of shipment before the order is placed, eInflatables shall exercise sole discretion in selecting a method of shipment. eInflatables uses the services of major common carrier and delivery services and, for foreign orders, freight forwarders. All costs and expenses relating to any shipment, including insurance, customs expensed, duties, taxes, etc. shall be the sole responsibility of Buyer. eInflatables will ship freight prepaid, unless buyer requests other arrangements prior to placing the order. Shipments can be insured at Buyer's expense and eInflatables assumes no responsibility for placing of valuation upon and shipment unless requested to do so by Buyer. Partial shipment shall not be made unless Buyer agrees to pay additional shipping costs for the split order, and eInflatables had been paid full for the entire order. eInflatables commits to ship all none stock orders (5+/- business day) from the ship date indicated on the Quote/Invoice but in no way will guarantee the shipping transit time of any order unless a) it is noted in the Invoice b) Buyer has paid guarantee delivery fee c) Written communication is given to the Buyer of the delivery date. Buyer agrees not to rent out the products purchased on this order, until shipment is arrived, and inspection of the unit has been completed by buyer. EInflatables shall not be liable for damage or for delay in delivery arising from fright carrier or negligence including but not limited to, destruction or damage to the goods during shipping transit.

4. Inspection: Upon carrier delivering the order, the Buyer must inspect the external packaging for damage(s) before signing the Bill of Lading. It is required that the buyer take pictures of the damage visible on the package and make a note on the Delivery Receipt (Bill of Lading) of the damage. Buyer shall inspect the goods inside the packaging promptly after receipt. Any claim of shortage, breach of warranty, damage, or defect that would be observable upon reasonable inspection of the goods is waived by Buyer unless Buyer submits claim in writing (Email) to eInflatables within Five (5) days of receipt of the merchandise. Failure of buyer to give written notice of a claim within this inspection time period shall be deemed to be waiver of a claim for defective products, a waiver of the right to reject the goods, and conclusive proof that Buyer received the product(s) without defect(s).

5. Disclaimer: Pursuant to provisions of eInflatables limited warranty, eInflatables excludes all other remedies or warranties, express or implied, including warranties of merchantability and fitness for a particular purpose, and all warranties arising from the course of dealing or usage and customs of the trade, whether or not purposes or specifications are described herein. eInflatables further disclaims any responsibility whatsoever to Buyer or to any other person for injury to person or damage to or loss of property or value caused by any product which has been subjected to misuse, negligence or accident, or misapplied, or modified or repaired by unauthorized persons, or improperly installed or maintained.

6. Limitation of Liability: Under no circumstances shall eInflatables be liable for any incidental, remote, speculative, consequential, punitive, reliance, delay, special damages, losses, or expenses arising from this Quote/Invoice or eInflatables or Buyer's performance or nonperformance, or any acts or omissions of eInflatables or in connection with the use of or inability to use, the goods for any purpose whatsoever. In the event eInflatables is found liable for damages notwithstanding the limitations and exclusions of paragraphs 6 and 7, eInflatables shall not be responsible for damages to any person or entity, including, but not limited to Buyer and Buyer's customers, for any amount exceeding the amount paid by Buyer for the products ordered and confirmed by this confirmation order.

7. Tolerances: All dimensions weights stated in the catalogs, price lists, or elsewhere pertaining to the products sold by eInflatables are approximate and within industry tolerances. Due to color variability in computer and screen monitors, and printed vinyls EInflatables does not guarantee color shades of the products will match monitors, and printed vinyls

8) Limited Warranty: EInflatables provides Buyer a limited repair and replacement warranty and agrees and warrants the products, will be fit for the intended purpose, merchantable, and without vinyl defect in workmanship and vinyls for the period and types of products specified by category below:

a) All Dry Unit such as Bounce Houses and Combos carry a (2) year warranty from date of purchase.

b) Slides, Interactive units, games and Inflatables that are used wet carry a (2) year warranty from date of purchase.

c) All products sold to indoor facility carry (1) year warranty from date of purchase.

d) All Components such as zippers, netting, mesh, basketball hoops and nets, Boxing gloves, bungee cords, bungee vest, Velcro suits, slide covers, steps, sand bags, and storage bags carry a One hundred twenty (120) days warranty from date of purchase

e) Other Equipment not manufactured by EInflatables such as Tarps, Stakes, Misters, Hoses, Blowers, Rolling Machine, Zorb Balls, Chairs and Tables, Dolly, all types of concession machines, no warranty of any kind is extended by EInflatables and all warranty claims should be handled directly with the manufacturer.

Terms and Conditions of Sale/Order Confirmation.

Misuse, improper handling or storage, improper maintenance and care, or accidental, abusive or negligent treatment of the product will invalidate the inflatable warranty coverage. The Buyer's usage of any inflatable product on a hard surface base (any surface other than grass), without the use of a tarp shall constitute improper usage and resulting damage or defect shall not be covered. Rolling up a wet unit with evidence of water in the inflatable (will result in rotting thread and breaking seams), shall constitute improper usage and resulting damage shall not be covered. Discoloration of vinyl due to silly string, cleaning chemicals, or yellowing due to well water residue shall constitute improper maintenance and damages shall not be covered.

9. Limitation of Remedies: Replacement or repair at inflatable option shall be the sole remedy of Buyer with respect to any defective or non conforming goods or parts and shall be the exclusive remedy of buyer, regardless of any remedy otherwise available under applicable law. inflatable is not liable for remote, special, speculative, or consequential damages. inflatable is not liable for loss of use or profits under any circumstances.

10. Modifications: Prices are subject to adjustment if Buyer requests changes in specifications, quantities, or deliver requirements. All Paragraphs of this Quote/Invoice shall apply to goods to which such changes apply, and no modification of the terms and conditions here of shall be binding on inflatable unless contained in writing signed by inflatable and expressly stating both that such terms are being modified and the nature of such modification. An order cannot be changed unless inflatable and Buyer mutually agree to an appropriate change order fee and an appropriate new shipment date, if applicable.

11. Cancellation / Return Policy: All sales are final, and no returns will be accepted. If the order has not shipped, orders may be canceled at no charge if the cancellation is made within 48 hours of the invoice date (Deposit date). Cancellations made 48 hours after the invoice date (deposit date) will result in a 25% restocking fee and 75% cancellation fee for all customized units, and all sign banners.

12. Taxes: All charges are subject to the federal, state, and local taxes, if any, applicable at the point of delivery. Buyer shall pay such taxes imposed on this order, and all penalties and interest, if any accrued therewith.

13. Insurance: Buyer agrees to carry general liability insurance with coverage limits of no less than \$1,000,000 in connection with Buyer's use or rental of any goods purchased from inflatable.

14. Use and Indemnification: "Buyer" (person, company or entity purchasing the inflatable product or device), is solely responsible for the manner of use of the products and other equipment purchased from inflatable. "Buyer" is solely responsible for all signage, labels, and warnings to consumers or other users of the product and equipment, and for any and all other acts necessary, including user warnings and limitations (e.g., weight, height, age, number of participants and medical condition limitations), to ensure the safety of the users. "Buyer" acknowledges that they have received, read and fully understand all necessary instructions of for the safe setup and operation of their inflatable product or device. "Buyer" agrees to operate their inflatable product or device according to the instructions of established by inflatable. "Buyer" agrees to operate their inflatable product or device according to all state and local requirements. "Buyer" agrees to train any person(s) operating the inflatable product or device in the safe operation of the inflatable product or device including safe handling of emergency situations. "Buyer" shall use proper stakes, tie downs, and other applicable devices necessary to ensure the safety of users and the general public. Buyer agrees to Indemnify, hold harmless, and defend Summit Ridge Industries Inc. dba inflatable and its officers, directors, shareholders, employees and agents against and in respect of any actions and all claims, demands, losses, costs, expenses, obligations, liabilities, damages, recoveries and deficiencies, including interest and penalties that inflatable shall incur, or suffer, which arise, result from, or relate to the use of goods and products sold to Buyer and used by Buyer, Buyer's lessees, customers, and/or any other third parties using the goods and products, including but not limited to, any other persons injured by or on account of such goods and products described herein. In the event inflatable is required to commence an action to enforce this provision, Buyer shall pay all inflatable legal costs and expenses.

15. Assignment and Delegation: The rights and obligations of the Buyer under this Quote/Invoice may not be assigned or delegated by Buyer without the written, signed consent of inflatable.

16. Integration: There are no representations, warranties or conditions, expressed or implied, statutory or otherwise except those herein contained, and no other Documents or waivers collateral hereto shall be binding on either party unless in writing and signed by Buyer and accepted by inflatable. This Quote/ Invoice contains all the promises, warranties, terms and conditions of the Order between the parties and supersedes any and all oral or implied promises, undertakings, and prior agreements.

17. Governing Law, Jurisdiction and Venue: to the fullest extent permitted by applicable law, Buyer hereby irrevocably submits to the jurisdiction of any state or federal court located in the County of Los Angeles, State of California, USA, over any action, suit or proceeding to enforce or defend any right under this Quote/Invoice and Buyer hereby irrevocably agrees that all claims in respect of any such action or proceeding may be heard or determined in such state or federal court. To the fullest extent permitted by applicable law, Buyer hereby irrevocably waives the defense of any inconvenient forum to the maintenance of any such action or proceeding or any other substantive or procedural rights or remedies. Buyer may have with respect to the maintenance of any such action or proceeding in any such form and Buyer hereby agrees that a final judgment in any such action or proceeding shall be conclusive and may be enforced in any other jurisdiction by suit on the judgment or in any other manner provided by law. Buyer agrees not to institute any legal actions or proceedings against inflatable or any affiliate, arising out of or relating to this Quote/Invoice in any court other than as herein above specified.

18. Attorney's Fee: In the event either party brings an action to interpret or enforce its rights under this Confirmation of Order, the prevailing party shall be entitled to reasonable attorney's fees and costs which may be set by the court in the same action, in addition to any other relief to which it may be entitled.

19. Severability: If any of the Terms or Conditions of this Quote/Invoice is found to be unenforceable, illegal, or unconscionable by a court of competent jurisdiction, the remaining terms and conditions of this Quote/Invoice shall stay in full force and effect.

eINFLATABLES

Designed To Ignite Rentals!



State of New Jersey
Department of
Community Affairs



Commonwealth of
Pennsylvania Bureau of
Ride & Measurement
Standards Amusement
Ride Safety Division

800-569-0719

**12420 Montague St. #C
Pacoima, Ca. 91331**

562-777-1140

**Sales@eInflatables.com
www.eInflatables.com**